



REVEAL
SPIRITUAL LIFE SURVEY REPORT

Richland Lutheran Church

January 2013

Table of Contents

Understanding Your Report	2
REVEAL Spiritual Vitality Index	5
Church Profile	
Demographics	7
Church Tenure	8
Church's Role	9
Senior Pastor Profile	12
Spiritual Growth Report	
Spiritual Continuum Profile	17
Catalysts of Spiritual Growth	18
Barriers to Spiritual Growth	35
Executive Summary	
Spiritual Vitality Index Recap	44
Spiritual Vitality Index Observations	45
REVEAL Summary Observations	46

Understanding Your Report

Spiritual Life Survey Approach

- The Spiritual Life Survey captures insights for church leaders on the spiritual health of their congregation and the role the church plays in their spiritual growth.
- It includes over 80 questions about an individual's spiritual attitudes, beliefs, needs and behaviors as well as participation and satisfaction with local church activities.
- Church findings are compared to a diverse sample of churches around the country
 - A diversity of church styles, locations and multiple denominations (Baptist, Presbyterian, Methodist, etc.) are represented.
- The survey is fielded on a web-only platform; participation is voluntary.

Spiritual Life Survey Results

- Individual church responses range from 5%-75% of weekly attendance.
- Richland Lutheran Church responses = 160 (44% of your weekend attendance)

Understanding Your Report

Template Design





- This report template was designed in a simplified format to help you understand the most important findings from your church.
- We have included important information for each slide in the “notes” section. Please check this section in order to find answers to questions you may have, such as “What is the definition of being spiritually stalled?” or “What was the question that was asked that led to this result?”

Accessing the Notes Section

1. Click on “View” in the toolbar
2. Click on “Notes Page”

Understanding Your Report

Total Sample Comparison

- We compared your church's results to the total sample of churches using the following format:
 - **An upward arrow**  means the response is at least 20%, but less than 50% *greater* than the total sample average.
 - **Two upward arrows**  mean the response is at least 50% *greater* than the total sample average.
 - **A downward arrow**  means the response is at least 20%, but less than 50% *lower* than the total sample average.
 - **Two downward arrows**  mean the response is at least 50% *lower* than the total sample average.
 - **Note:** There is an additional indicator that may appear on slides 17, 43, and 44:
 - **A "dotted line" response** "----" means the response is close to the total sample's response (within 19% either greater or lower than the total sample).

REVEAL Spiritual Vitality Index for Richland Lutheran Church

This involves how often people study the Bible, reflect on Scripture, pray, experience solitude and journal.

Personal Spiritual Practices

This reflects how well the church provides spiritual challenge, in-depth Bible teaching, a sense of belonging, etc.

Church's Role

60

Faith in Action

What Your Score Means

(Ranking compared to REVEAL database)

86+ =	Top 5%
83-85 =	Top 10%
76-82 =	Top 25%
70-75 =	Upper 50%
<70 =	Lower 50%

This reflects people's faith-based behaviors, such as serving those in need and evangelism.

This one-number index score shows you how well you're doing at helping your people grow spiritually, compared with all other churches in REVEAL's database.

Profile of Richland Lutheran Church

- **Church Demographics**
- **Church Tenure**
- **Church's Role**
 - What Your People Want Most from Your Church
 - What's Working at Your Church
 - Top Five Priorities for Your Church
- **Senior Pastor Profile**
 - Most Important Activities
 - What the Senior Pastor Does Best
 - Top Five Priorities for the Senior Pastor

Richland Lutheran Church's Demographics

Demographics		
Base Size	160	
Age 19-29	5%	↓↓
Age 30-49	19%	↓↓
Age 50+	74%	↑↑
Diversity: Non White, including Hispanics		
	1%	↓↓
Children under 18 at home	23%	↓
Education (% college degree or higher)	66%	
Married	76%	
Income under \$30K		
	9%	↓
Income \$30K-\$74,999	41%	
Income \$75K or more	50%	

Richland Lutheran Church's Tenure

Church Tenure	
Base Size	160
Less than one year	5% ↓
One to five years	16% ↓↓
Six to ten years	16% ↓
More than ten years	63% ↑↑

What Your People Want Most from Richland Lutheran Church

Church Needs (In order of Importance)	Importance Score (Scale: 6 is high; 1 is low)
Provides strong programs for children	5.3
Help develop personal relationship with Christ	5.3
Incorporates Communion	5.2
Helps me understand the Bible in depth	5.2
Provides compelling worship	5.0
Church leaders model how to grow	4.9
Helps me feel like I belong	4.9
Encourages me to take responsibility for my growth	4.9
Helps me develop prayer life	4.8
Provides chance to grow with others	4.8

Church Needs (In order of Importance)	Importance Score (Scale: 6 is high; 1 is low)
Challenges me to grow	4.8
Provides clear pathway to guide growth	4.8
Helps me in my time of emotional need	4.7
Provides chance to serve those in need	4.7
Promotes a strong serving culture	4.6
Inspires a sense of church ownership	4.5
Sets clear expectations	4.4
Empowers me to go out "on my own"	4.4
Encourages accountability	4.4

Based on your church sample size of 160

What Your People Say Works Best at Richland Lutheran Church

Church Needs (Ranked in order from high to low)	Satisfaction Score (Scale: 6 is high; 1 is low)
Incorporates Communion	5.5
Church leaders model how to grow	4.6
Provides strong programs for children	4.6
Provides chance to serve those in need	4.5
Helps me understand the Bible in depth	4.5
Help develop personal relationship with Christ	4.5
Encourages me to take responsibility for my growth	4.4
Provides compelling worship	4.4
Helps me in my time of emotional need	4.3
Promotes a strong serving culture	4.3

Church Needs (Ranked in order from high to low)	Satisfaction Score (Scale: 6 is high; 1 is low)
Inspires a sense of church ownership	4.2
Challenges me to grow	4.2
Provides chance to grow with others	4.2
Helps me develop prayer life	4.2
Sets clear expectations	4.2
Helps me feel like I belong	4.2
Provides clear pathway to guide growth	4.2
Empowers me to go out "on my own"	4.0
Encourages accountability	3.9

Based on your church sample size of 160

What Your People Say are the Top Five Priorities for Richland Lutheran Church

Priority Ranking	Top Five Church Priorities (Based on Level of Importance and Satisfaction)	Importance Score (Scale: 6 is high; 1 is low)	Satisfaction Score (Scale: 6 is high; 1 is low)	Priority Score*	
1	Provides strong programs for children	5.3	4.6	4.2	Highest Priority
2	Help develop personal relationship with Christ	5.3	4.5	4.1	
3	Helps me understand the Bible in depth	5.2	4.5	3.9	
4	Helps me feel like I belong	4.9	4.2	3.7	
5	Helps me develop prayer life	4.8	4.2	3.3	

* **Priority Score:** This score merges importance and satisfaction together to rank order your congregation's view of the church's highest priorities for action. The higher the score, the greater the sense of urgency for change. (Priority Score Calculation: (Importance less Satisfaction) X Importance)

Based on your church sample size of 160

Note: See note page below for more detail on the Priority Score.

Richland Lutheran Church

What Your People Want Most from the Senior Pastor

Senior Pastor Activities (In order of Importance)	Importance Score (Scale: 6 is high; 1 is low)
Provides sound doctrine rooted in biblical accuracy	5.7
Creates a welcoming, open and friendly environment	5.5
Models and reinforces how to grow spiritually	5.5
Preaches inspiring sermons	5.3
Challenges congregants to grow and take next steps	5.2
Counsels people facing major decisions	5.2
Ministers to the sick, dying and bereaved	5.1
Provides guidance to individuals on spiritual development	5.1
Casts a vision that captures your heart	5.0

Senior Pastor Activities (In order of Importance)	Importance Score (Scale: 6 is high; 1 is low)
Attracts, develops and motivates various ministry leadership teams	5.0
Promotes and creates enthusiasm for serving activities	4.9
Identifies and encourages the use of congregants' gifts and talents	4.9
Maintains harmony	4.7
Helps ensure the church is financially stable	4.5
Motivates congregants to recruit new members	4.1
Is a recognized voice in the community	3.9
Is involved in issues of global significance	3.7

Based on your church sample size of 160

Richland Lutheran Church

What Your People Say the Senior Pastor Does Best

Senior Pastor Activities (Ranked in order from high to low)	Satisfaction Score (Scale: 6 is high; 1 is low)
Provides sound doctrine rooted in biblical accuracy	5.5
Preaches inspiring sermons	5.4
Creates a welcoming, open and friendly environment	5.4
Models and reinforces how to grow spiritually	5.0
Promotes and creates enthusiasm for serving activities	4.9
Challenges congregants to grow and take next steps	4.9
Casts a vision that captures your heart	4.8
Attracts, develops and motivates various ministry leadership teams	4.8
Ministers to the sick, dying and bereaved	4.8

Senior Pastor Activities (Ranked in order from high to low)	Satisfaction Score (Scale: 6 is high; 1 is low)
Provides guidance to individuals on spiritual development	4.8
Counsels people facing major decisions	4.8
Helps ensure the church is financially stable	4.7
Maintains harmony	4.7
Identifies and encourages the use of congregants' gifts and talents	4.7
Motivates congregants to recruit new members	4.5
Is a recognized voice in the community	4.4
Is involved in issues of global significance	4.3

Based on your church sample size of 160

Richland Lutheran Church

What Your People Say are the Top Five Priorities for the Senior Pastor

Priority Ranking	Senior Pastor Activities (Based on Level of Importance and Satisfaction)	Importance Score (Scale: 6 is high; 1 is low)	Satisfaction Score (Scale: 6 is high; 1 is low)	Priority Score*	
1	Models and reinforces how to grow spiritually	5.5	5.0	2.6	Highest Priority
2	Counsels people facing major decisions	5.2	4.8	2.1	
3	Challenges congregants to grow and take next steps	5.2	4.9	1.8	
4	Ministers to the sick, dying and bereaved	5.1	4.8	1.8	
5	Provides guidance to individuals on spiritual development	5.1	4.8	1.7	

* **Priority Score:** This score merges importance and satisfaction together to rank order your congregation's view of the senior pastor's highest priorities for action. The higher the score, the greater the sense of urgency for action. (Priority Score Calculation: (Importance less Satisfaction) X Importance)

Based on your church sample size of 160

Note: See note page below for more detail on the Priority Score.

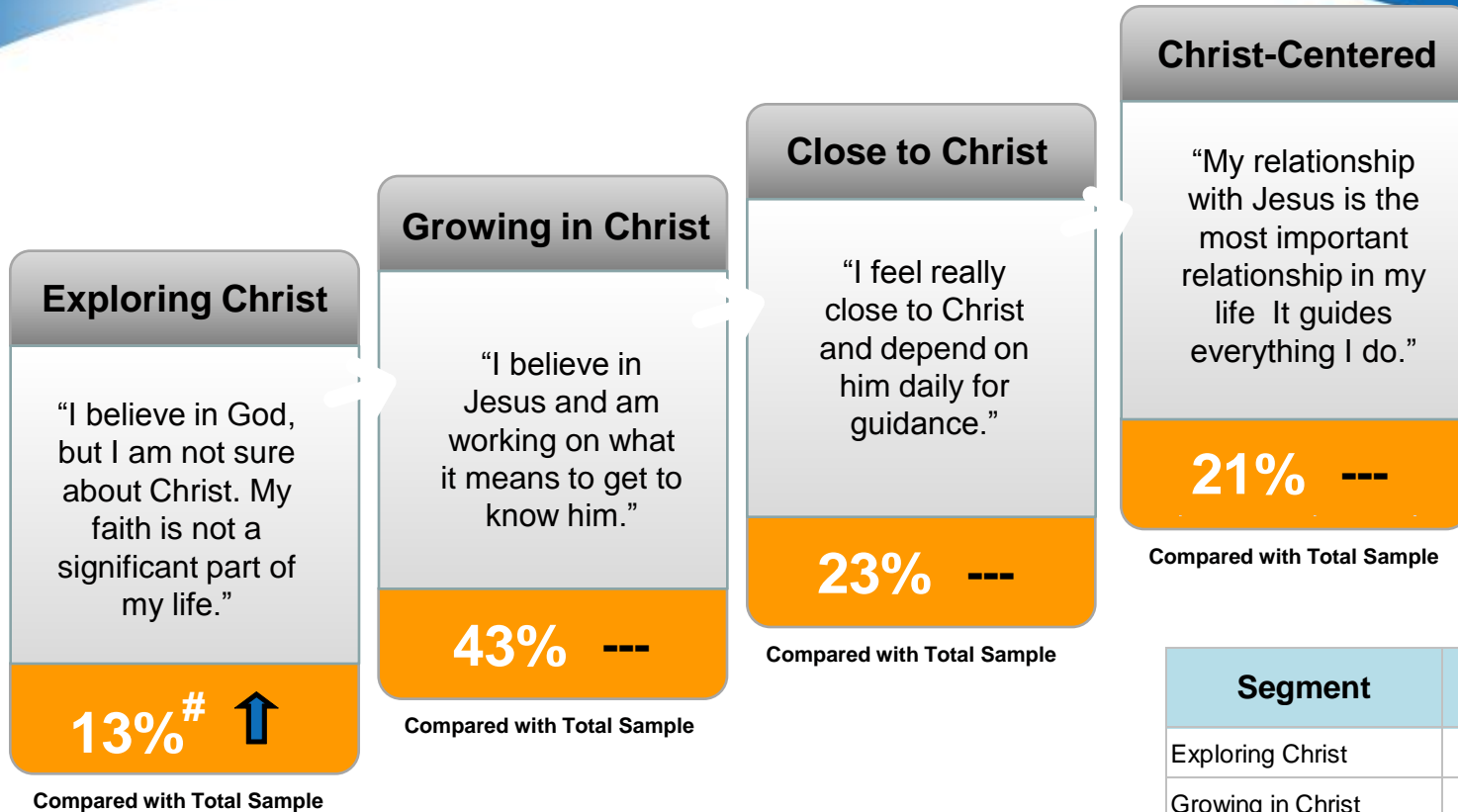
Overall Satisfaction with the Church's Role in Spiritual Growth and the Senior Pastor

Spiritual Continuum		Overall Satisfaction with the Church's Role in Spiritual Growth <i>(top two boxes)</i>	Overall Satisfaction with the Senior Pastor's Effectiveness <i>(top two boxes)</i>
Segment	Base Size		
Total	160	48%	89%
Exploring Christ	21 [#]	29% [#]	76% [#]
Growing in Christ	68	43% ↓	91%
Close to Christ	37	62%	92%
Christ-Centered	34	56%	88%
[#] Low sample size			

REVEAL's Spiritual Growth Report for Richland Lutheran Church

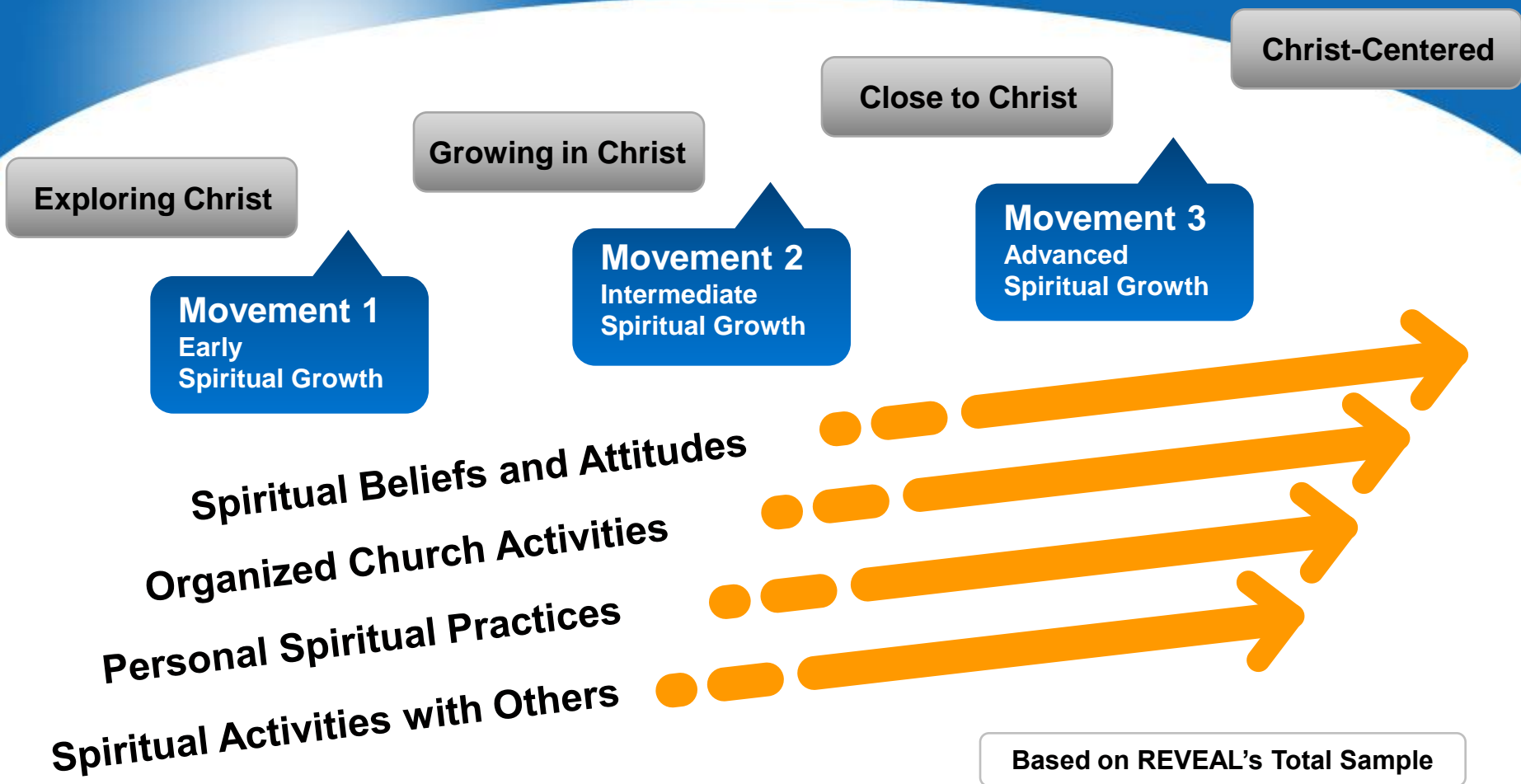
- **Spiritual Continuum Profile**
- **Catalysts of Spiritual Growth**
 - Spiritual Beliefs and Attitudes
 - Organized Church Activities
 - Personal Spiritual Practices
 - Spiritual Activities with Others
- **Barriers to Spiritual Growth**
 - Stalled
 - Dissatisfied

Richland Lutheran Church's Spiritual Continuum Profile

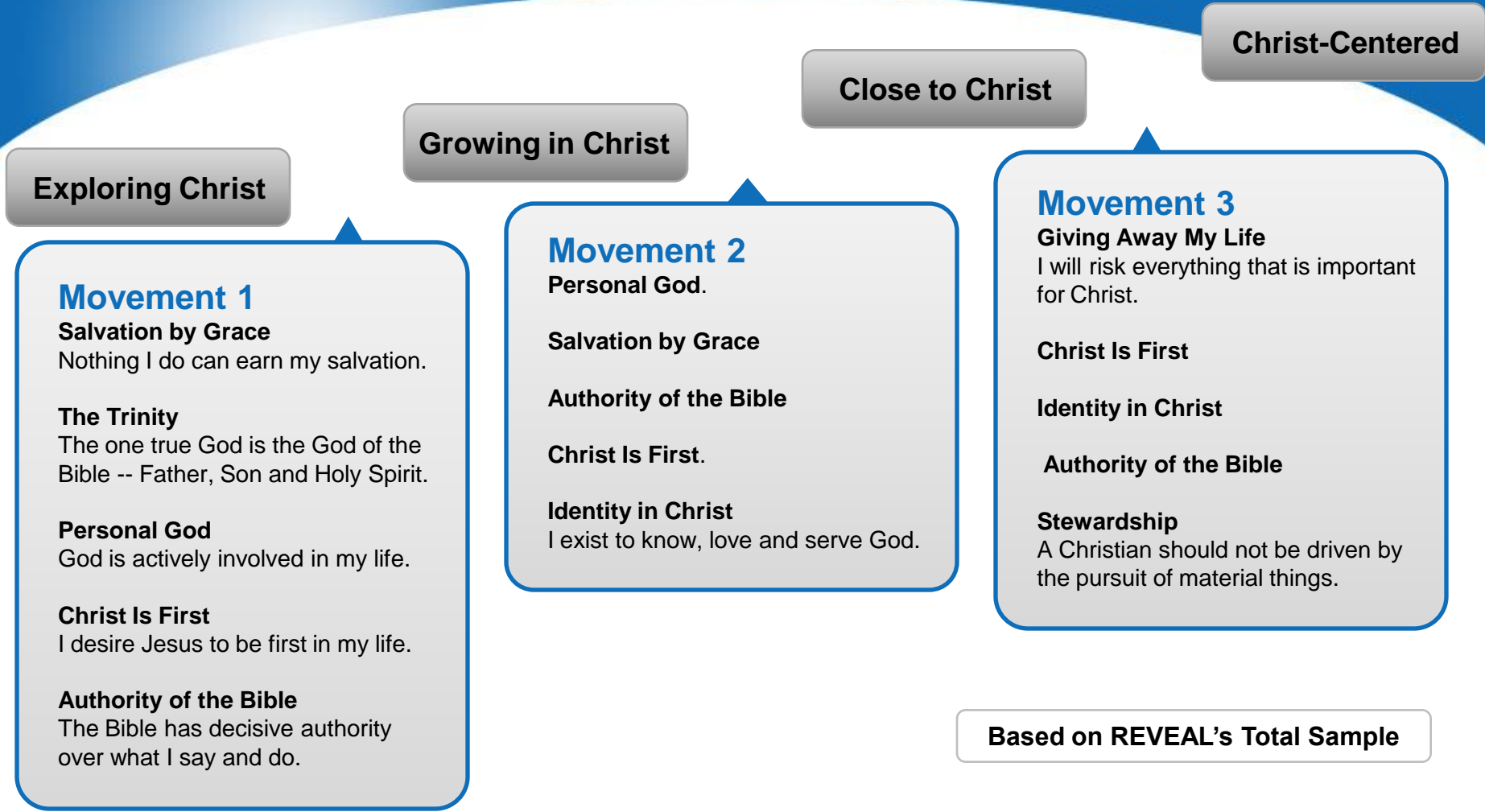


Segment	Base Size
Exploring Christ	21 [#]
Growing in Christ	68
Close to Christ	37
Christ-Centered	34
[#] Low sample size	

REVEAL Identifies Four Categories of Spiritual Catalysts That Advance Spiritual Growth



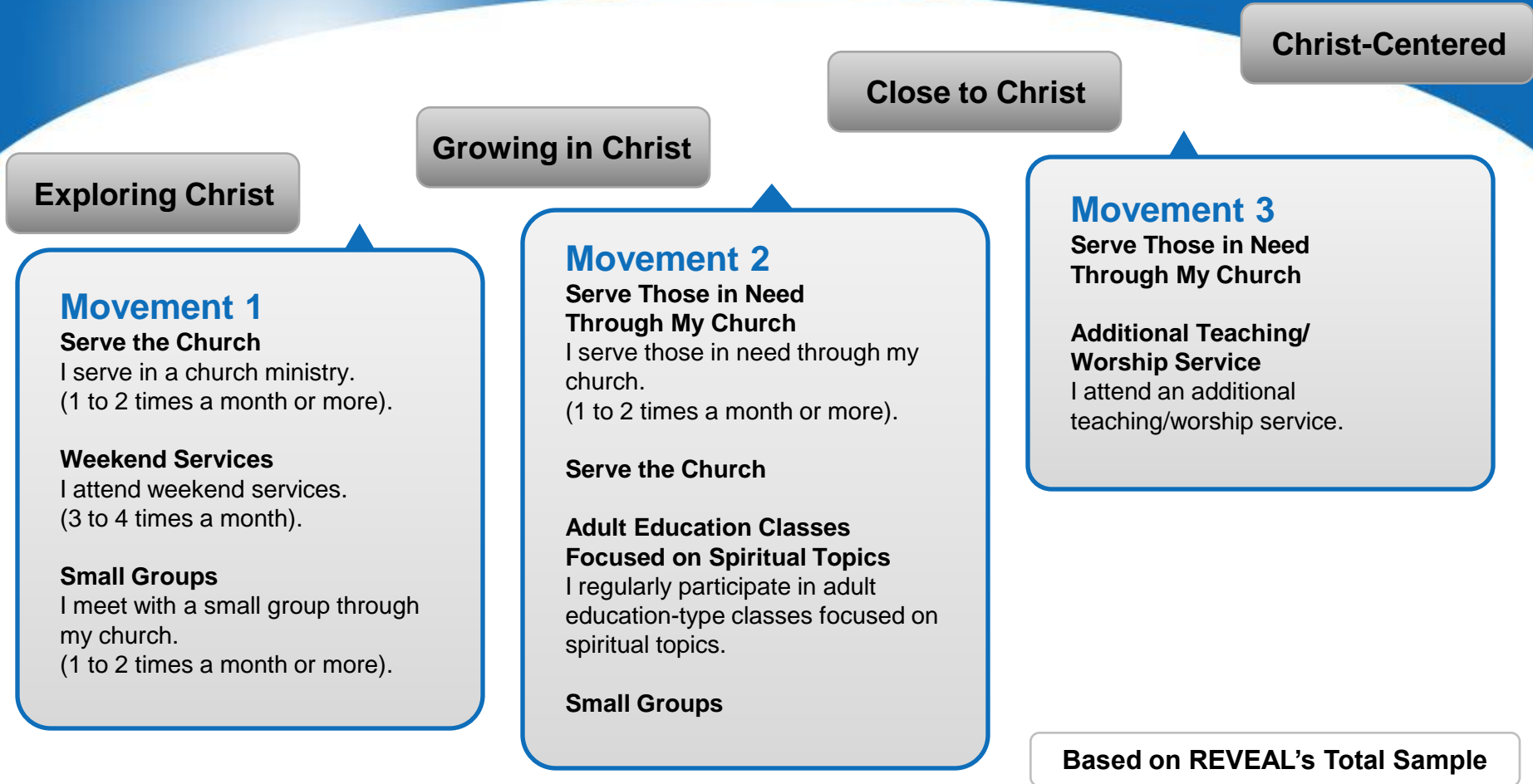
REVEAL Identifies Eight Core Beliefs and Attitudes Critical to Spiritual Growth



Richland Lutheran Church's Spiritual Beliefs and Attitudes

Key Spiritual Beliefs And Attitudes (top box)	Total	Exploring Christ	Growing in Christ	Close to Christ	Christ- Centered
Base Size	160	21 [#]	68	37	34
Salvation by Grace	63%	14% [#]	60%	78%	79%
Trinity	82%	38% [#]	82%	92%	97%
Personal God	61%	14% [#]	51%	76%	94%
Christ is First	46% ↓	10% [#]	29% ↓	57%	88%
Authority of the Bible	44%	0% [#]	34%	68%	68%
Identity in Christ	42% ↓	5% [#]	28% ↓	51%	82%
Stewardship	28% ↓	5% [#]	26%	38%	35% ↓
Giving Away My Life	19% ↓	5% [#]	6% ↓↓	27%	47%
[#] Low sample size					

REVEAL Identifies Six Organized Church Activities That Advance Spiritual Growth



Richland Lutheran Church's Participation with Organized Church Activities

Participation	Total	Exploring Christ	Growing in Christ	Close to Christ	Christ-Centered
Base Size	160	21 [#]	68	37	34
Weekend Services <i>(3 to 4 times per month)</i>	82%	67% [#]	87%	86%	76%
Small Groups <i>(1 to 2 times a month or more)</i>	37% ↓	24% [#]	31% ↓	57%	35% ↓
Serving at the Church <i>(1 to 2 times a month or more)</i>	61%	19% [#]	62% ↑	78% ↑	65%
Serving Those in Need Through my Church <i>(1 to 2 times a month or more)</i>	29% ↑	10% [#]	26% ↑↑	43% ↑↑	32%
[#] Low sample size					

Richland Lutheran Church's Satisfaction with Organized Church Activities

Satisfaction		Total	Exploring Christ	Growing in Christ	Close to Christ	Christ-Centered
Weekend Services	Base Size	158	21 [#]	67	36	34
	Top 2 Box (Percent)	61%	52% [#]	60%	64%	65%
Small Groups	Base Size	66	6 [#]	23 [#]	21 [#]	16 [#]
	Top 2 Box (Percent)	62%	33% [#]	70% [#]	81% [#]	38% [#]
Serving at the Church	Base Size	114	8 [#]	48	33	25 [#]
	Top 2 Box (Percent)	41% ↓	50% [#]	31% ↓	45% ↓	52% [#]
Serving Those in Need Through my Church	Base Size	120	13 [#]	52	32	23 [#]
	Top 2 Box (Percent)	38%	62% [#]	23% ↓	41%	52% [#]
[#] Low sample size						

Richland Lutheran Church

What Your People Say are the Top Five Priorities for Weekend Services

Priority Ranking	Top Five Priorities for Weekend Services (Based on level of importance and satisfaction)	Importance Score (Scale: 6 is high; 1 is low)	Satisfaction Score (Scale: 6 is high; 1 is low)	Priority Score*	Highest Priority
1	Helps me apply Scripture to everyday life	5.4	4.9	2.5	
2	Incorporates worship music and congregational singing	4.8	4.4	2.0	
3	In-depth study of the Bible	5.0	4.7	1.4	
4	Challenging and thought-provoking	5.2	5.0	1.0	
5	Provides "next steps" to do in response to the service	4.5	4.4	0.4	

* **Priority Score:** This score merges importance and satisfaction together to rank order your congregation's view of the highest priorities for change in Weekend Services. The higher the score, the greater the sense of urgency for change. (Priority Score Calculation: (Importance less Satisfaction) X Importance)

Based on your church sample size of 158

Note: See note page below for more detail on the Priority Score.

Richland Lutheran Church

What Your People Say are the Top Five Priorities for Small Groups

Priority Ranking	Top Five Small Group Priorities (Based on Level of Importance and Satisfaction)	Importance Score (Scale: 6 is high; 1 is low)	Satisfaction Score (Scale: 6 is high; 1 is low)	Priority Score*	
1	Place where I can develop genuine friendships	5.0	4.7	1.5	Highest Priority
2	Holds me accountable to lead a Christian life	4.9	4.6	1.4	
3	Provides in-depth study of the Bible	5.1	5.0	0.8	
4	A “trustful” atmosphere for me to admit my shortcomings and mistakes	4.8	4.9	-0.5	
5	A like-minded group of people to serve those in need	4.4	4.6	-0.9	

* **Priority Score:** This score merges importance and satisfaction together to rank order your congregation’s view of the highest priorities for change in Small Groups. The higher the score, the greater the sense of urgency for change. (Priority Score Calculation: (Importance less Satisfaction) X Importance)

Based on your church sample size of 66

Note: See note page below for more detail on the Priority Score.

Richland Lutheran Church

What Your People Say are the Top Five Priorities for Serving at the Church

Priority Ranking	Top Five Priorities for Serving at the Church (Based on Level of Importance and Satisfaction)	Importance Score (Scale: 6 is high; 1 is low)	Satisfaction Score (Scale: 6 is high; 1 is low)	Priority Score*	
1	Allows me to use and develop my spiritual gifts	4.7	4.8	-0.1	Highest Priority
2	Provides easy access and clear instructions for serving experience	4.5	4.6	-0.5	
3	Allows me to contribute to vision and mission of my church	4.6	4.9	-1.1	
4	Provides wide range of serving experiences	4.4	4.7	-1.6	
5	Provides community and connection for me	4.3	4.7	-1.7	

* **Priority Score:** This score merges importance and satisfaction together to rank order your congregation's view of the highest priorities for change in Serving at the Church. The higher the score, the greater the sense of urgency for change. (Priority Score Calculation: (Importance less Satisfaction) X Importance)

Based on your church sample size of 114

Note: See note page below for more detail on the Priority Score.

Richland Lutheran Church

What Your People Say are the Top Five Priorities for Serving Those in Need at Your Church

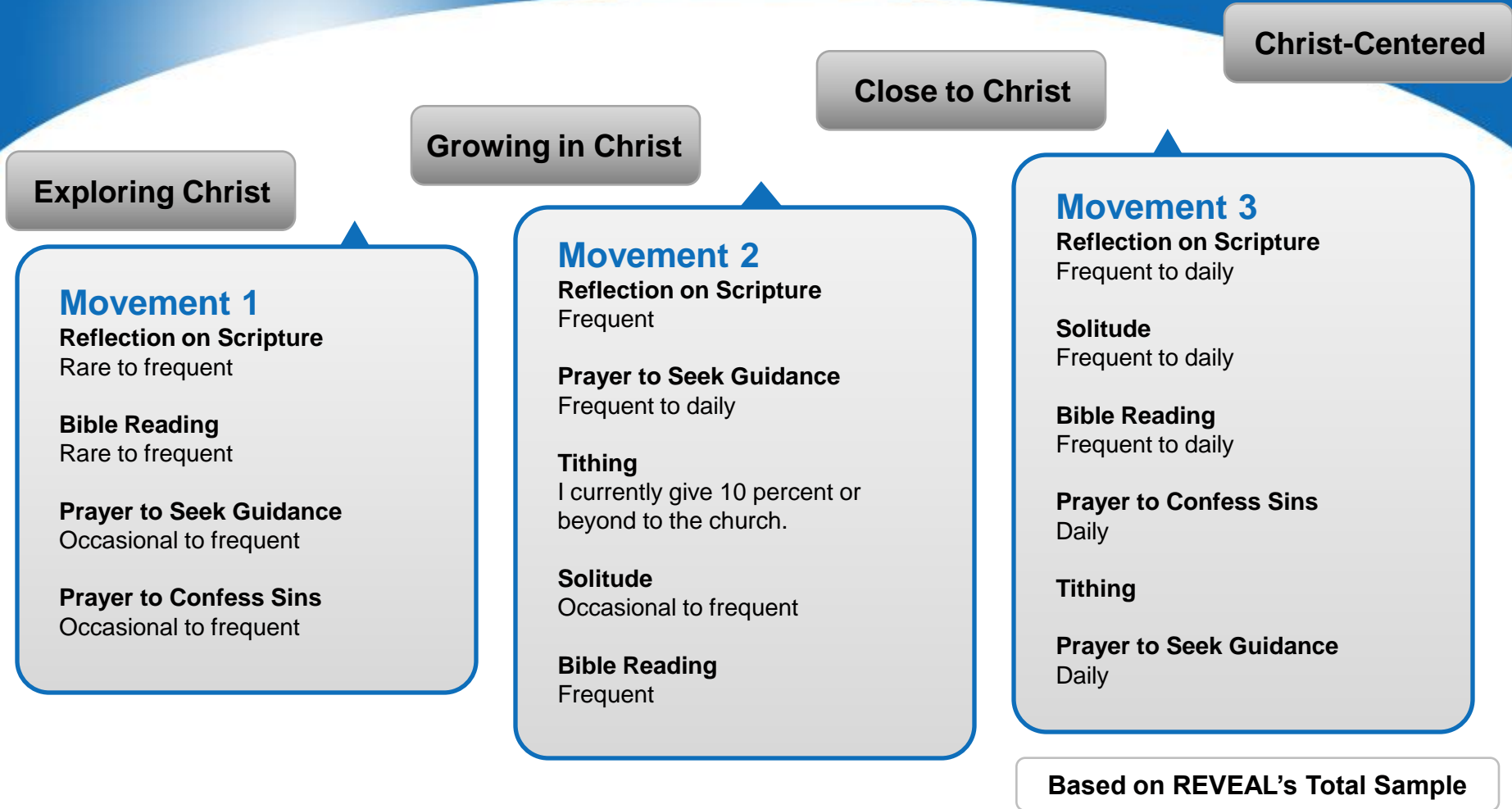
Priority Ranking	Top Five Priorities for Serving Those in Need Through Your Church (Based on Level of Importance and Satisfaction)	Importance Score (Scale: 6 is high; 1 is low)	Satisfaction Score (Scale: 6 is high; 1 is low)	Priority Score*	
1	Allows me to directly help those in need	4.6	4.8	-0.6	Highest Priority
2	Provides easy access and clear instructions for serving experience	4.4	4.6	-0.6	
3	Gives me an opportunity to serve in an area I'm passionate about	4.4	4.8	-1.6	
4	Provides wide range of serving experiences	4.3	4.8	-1.9	
5	Provides community and connection for me	4.3	4.8	-1.9	

* **Priority Score:** This score merges importance and satisfaction together to rank order your congregation's view of the highest priorities for change in Serving Those in Need. The higher the score, the greater the sense of urgency for change. (Priority Score Calculation: (Importance less Satisfaction) X Importance)

Based on your church sample size of 120

Note: See note page below for more detail on the Priority Score.

REVEAL Identifies Six Personal Spiritual Practices That Advance Spiritual Growth



Richland Lutheran Church's Personal Spiritual Practices

Personal Spiritual Practices	Total	Exploring Christ	Growing in Christ	Close to Christ	Christ-Centered
Base Size	160	21 [#]	68	37	34
Reflection on Scripture <i>(daily)</i>	28% ↑	0% [#]	13% ↑	54% ↑↑	44%
Bible Reading <i>(daily)</i>	23%	0% [#]	13%	32% ↑	47%
Prayer to Seek Guidance <i>(daily)</i>	49%	10% [#]	32%	68%	85%
Prayer to Confess Sins <i>(daily)</i>	39%	10% [#]	24%	51% ↑	74% ↑
Solitude <i>(several times per week or more)</i>	48%	14% [#]	38%	62%	74%
Tithing <i>(10% or more)</i>	24% ↓	0% [#]	19% ↓	46%	26% ↓↓
# Low sample size					

How Your People Connect with God Through Scripture

Most Important Activities Connecting with God Through Scripture	Total	Exploring Christ	Growing in Christ	Close to Christ	Christ-Centered
Base Size	160	21 [#]	68	37	34
Scripture explained by teacher	52%	38% [#]	59%	65% ↑	32%
Reflect in unstructured way	43%	19% [#]	41% ↑	51% ↑	50%
Discuss Scripture w/small group	41%	33% [#]	40%	32% ↓	56% ↑
Use scriptural materials to help me	34%	33% [#]	32%	43% ↑	26% ↓
Study books of the Bible	29%	19% [#]	24%	32%	41% ↑
Discuss Scripture with friend/mentor	29%	14% [#]	32% ↑	32%	26%
Search Scripture for guidance	21% ↓	24% [#]	21% ↓	11% ↓↓	32%
Study topics supported by the Bible	12% ↓	14% [#]	13% ↓	5% ↓↓	15%
[#] Low sample size					

People selected three activities that were “most important to your experience of connecting with God through Scripture.”

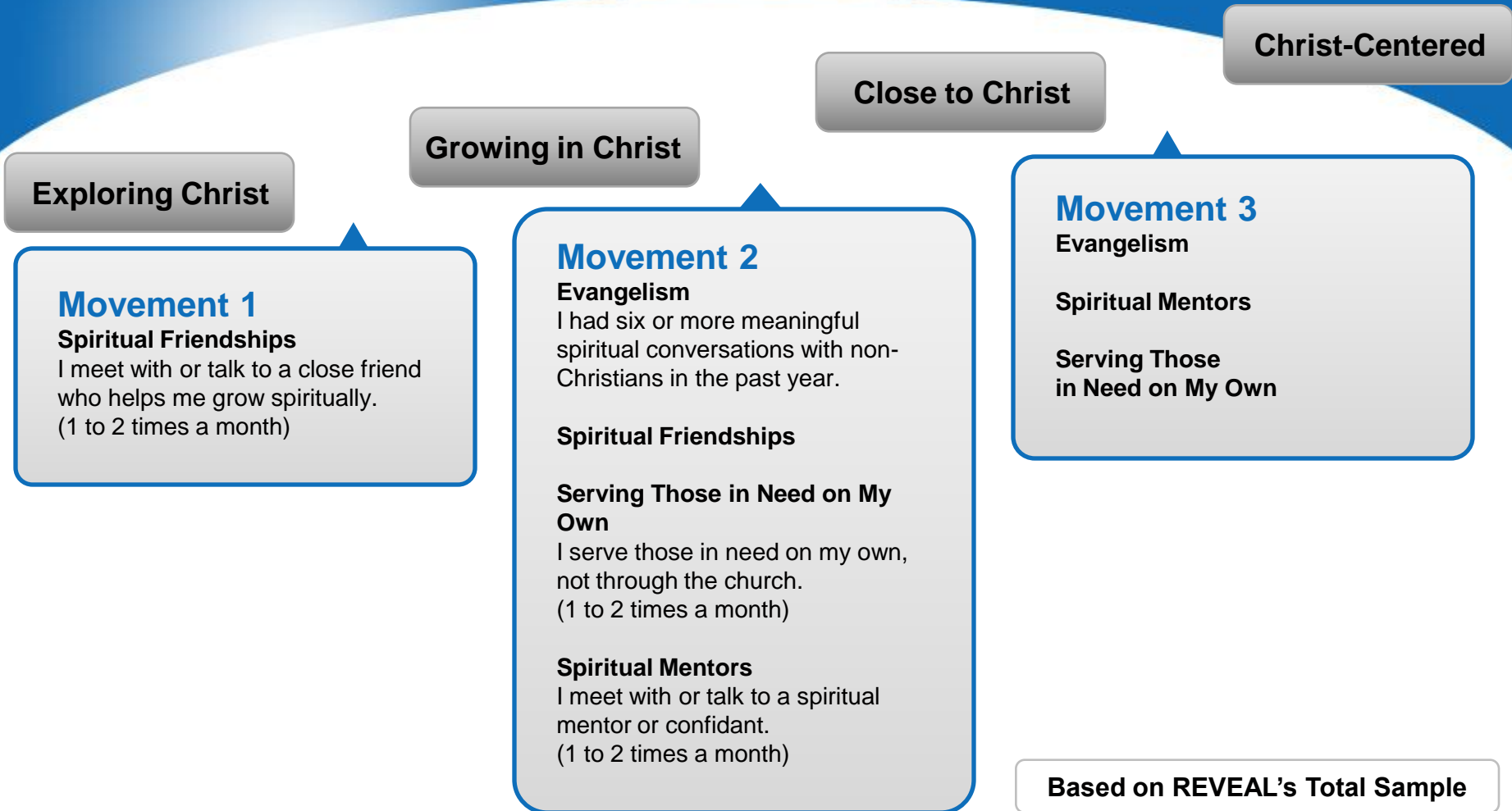
How Your People Connect with God Through Prayer

Importance of Activities Centered on Prayer	Total	Exploring Christ	Growing in Christ	Close to Christ	Christ-Centered
Base Size	160	21 [#]	68	37	34
Gratitude for blessings	71%	67% [#]	79%	70%	56%
Confess sins	53% ↑	62% [#]	59% ↑	46% ↑	44% ↑
Pray in earnest for others	49%	48% [#]	47%	51% ↑	50% ↑
Seek direction for decision	44%	52% [#]	41% ↓	46%	44%
Ongoing dialogue with God	31%	10% [#]	19%	49%	47%
Praise God's greatness	13% ↓↓	5% [#]	9% ↓↓	14% ↓↓	26% ↓
Time of solitude to hear God	13%	10% [#]	15% ↑↑	8% ↓	15%
Respond to Scripture	9%	5% [#]	10% ↑↑	8%	9% ↓
Ask God for what I need	8% ↓	10% [#]	10% ↓	5% ↓	6%

[#] Low sample size

People selected three activities that were “most important to your experience of connecting with God through prayer.”

REVEAL Identifies Four Spiritual Activities with Others That Advance Spiritual Growth



Richland Lutheran Church's Participation in Key Spiritual Activities With Others

Spiritual Activities with Others	Total	Exploring Christ	Growing in Christ	Close to Christ	Christ-Centered
Base Size	160	21 [#]	68	37	34
Spiritual Friendships <i>(once or more per month)</i>	45%	19% [#]	43%	57%	53% ↓
Evangelism <i>(6+ conversations per year)</i>	11% ↓↓↓	0% [#]	4% ↓↓↓	14% ↓↓↓	26% ↓
Serving those in need on my own <i>(once or more per month)</i>	42%	33% [#]	34%	51%	53%
Spiritual Mentors <i>(once or more per month)</i>	24%	0% [#]	18%	32%	41%
[#] Low sample size					

How Your People Encourage Spiritual Growth with Non-Christians

Most Frequent Evangelism Activities (at least monthly)	Total	Exploring Christ	Growing in Christ	Close to Christ	Christ-Centered
Base Size	160	21 [#]	68	37	34
Display Christian symbols	66%	38% [#]	59%	81%	79%
Talk about praying for them	63%	62% [#]	49% ↓	81%	74%
Talk about spiritual issues	57%	48% [#]	50%	68%	65%
Try to learn about their spiritual life	29% ↓	10% [#]	18% ↓↓	38% ↓	53%
Share my story of faith	28% ↓	10% [#]	18% ↓	46%	41% ↓
Invite them to gatherings	24% ↓	19% [#]	19% ↓	24% ↓	35%
Invite to church events	20% ↓	5% [#]	13% ↓↓	24% ↓	38%
Challenge to take next step	17% ↓	5% [#]	13% ↓	22% ↓	26% ↓
Give Christian books, music	13% ↓	0% [#]	4% ↓↓	14% ↓↓	38%
Invite to support program	8% ↓	5% [#]	3% ↓↓	14% ↓	15% ↓

[#] Low sample size

Across All Churches Surveyed, We Found Two Major Categories of Barriers to Spiritual Growth

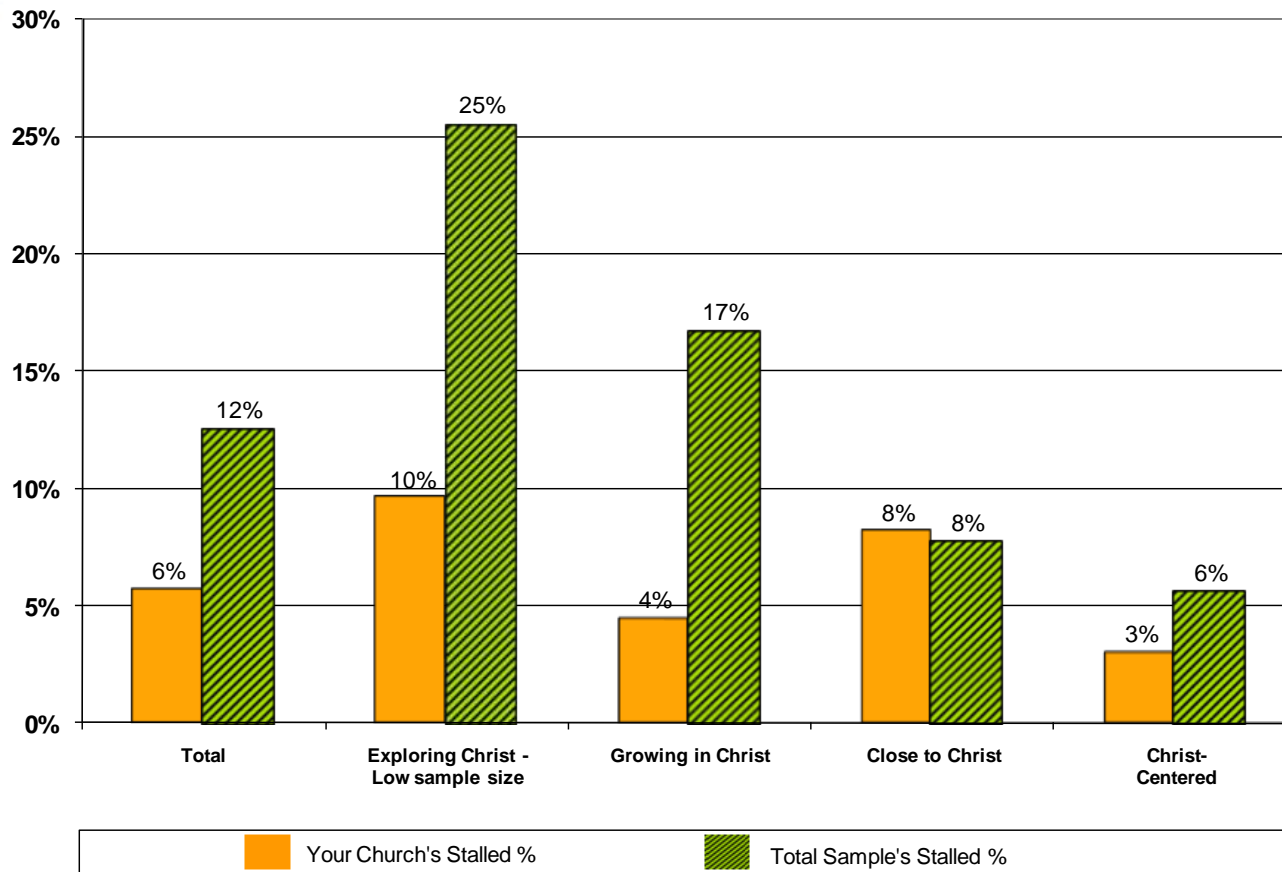
1. "I Am Stalled Spiritually"

- One out of eight people (12%) in REVEAL's Total Sample reported that they are *currently* "stalled" in their spiritual growth.
- Virtually all people say that they were "stalled" at some point in their spiritual development.

2. "My Church Is Letting Me Down"

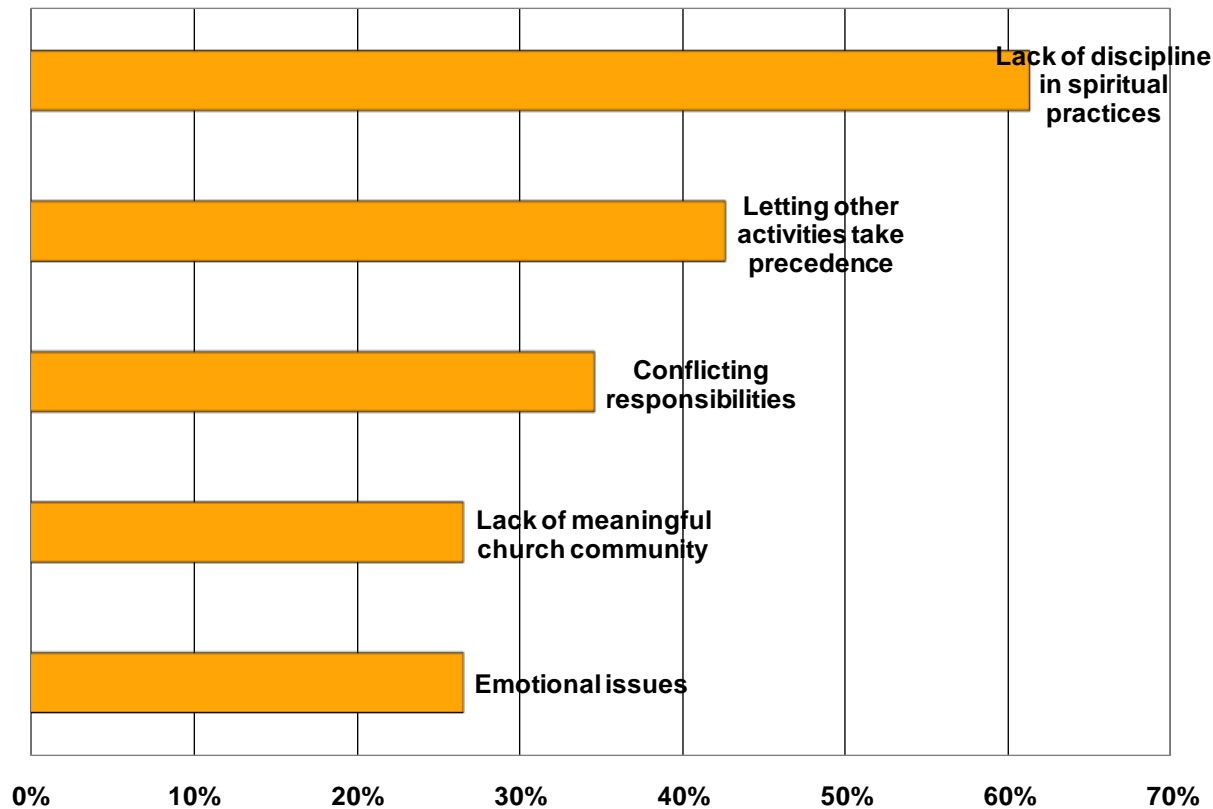
- Almost one out of five (18%) in REVEAL's Total Sample are "dissatisfied" with the role their church plays in helping them grow spiritually.
- These "dissatisfied" people are found across all the segments of the spiritual continuum.

Richland Lutheran Church's Stalled Profile



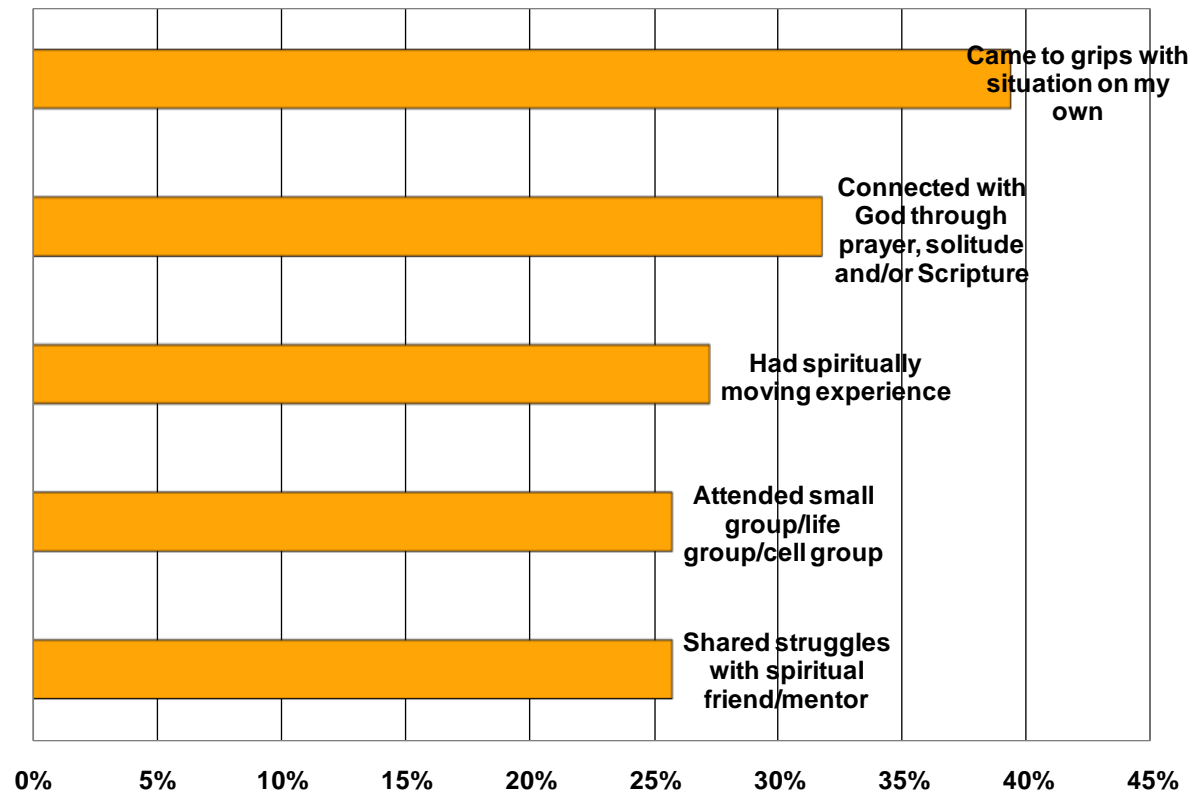
Based on your church sample size of 160

Top Five Reasons Why People Have Stalled Spiritually at Your Church



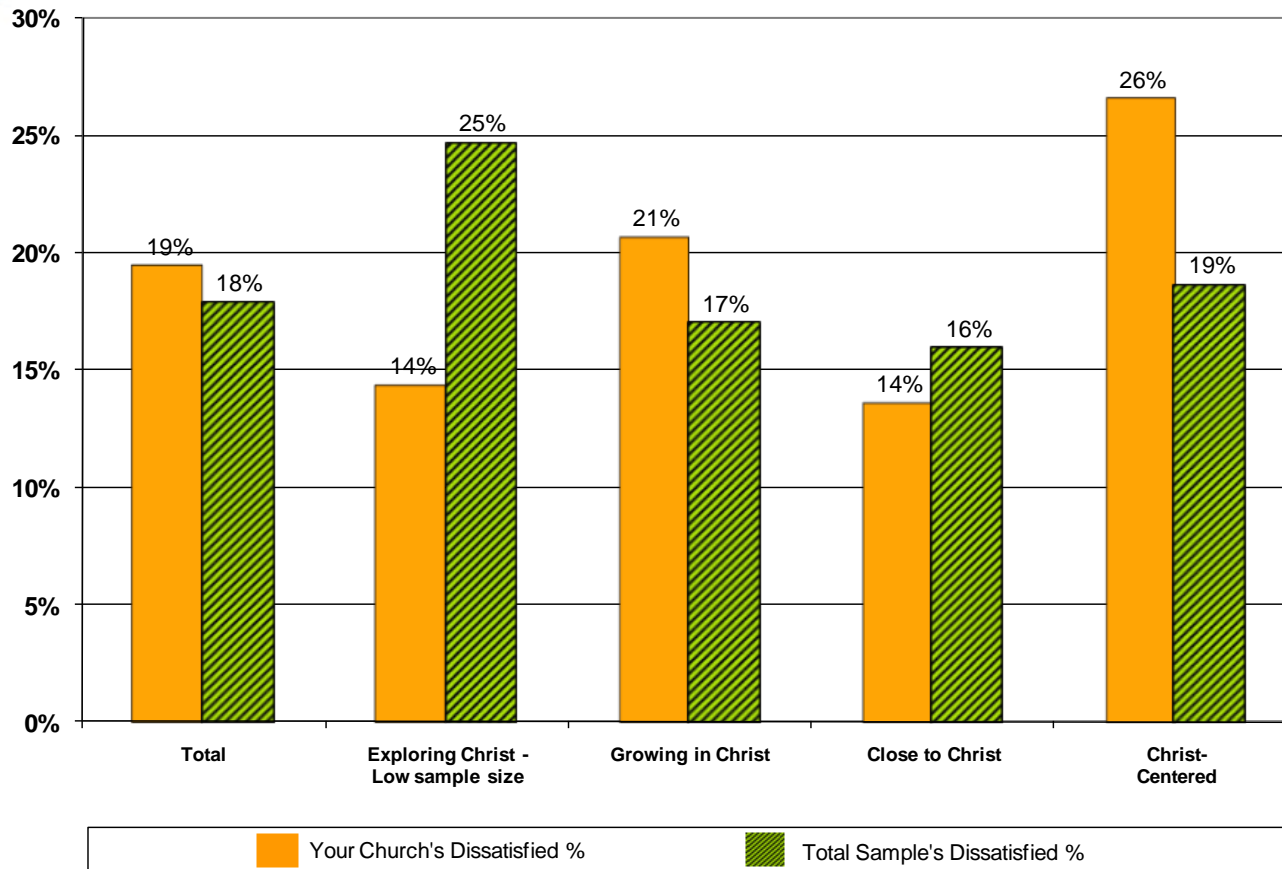
Based on your church sample size of 75

Top Five Ways Your People Became “Un-Stalled”



Based on your church sample size of 66

Richland Lutheran Church's Dissatisfied Profile



Based on your church sample size of 160

Richland Lutheran Church

What Your Dissatisfied People Say Are the Top Priorities for Your Church

Priority Ranking	Top Five Priorities for the Dissatisfied (Based on level of importance and satisfaction)	Importance Score (Scale: 6 is high; 1 is low)	Satisfaction Score (Scale: 6 is high; 1 is low)	Priority Score*	
1	Help develop personal relationship with Christ	5.4	3.3	11.3	Highest Priority
2	Helps me feel like I belong	4.8	2.5	10.9	
3	Challenges me to grow	4.9	2.6	10.8	
4	Helps me in my time of emotional need	4.9	2.7	10.4	
5	Helps me understand the Bible in depth	5.1	3.2	10.1	

* **Priority Score:** This score merges importance and satisfaction together to rank order view of the **dissatisfied people** in your congregation regarding the highest priorities for change in your church. The higher the score, the greater the sense of urgency for change. (Priority Score Calculation: (Importance less Satisfaction) X Importance)

Based on your church sample size of 31

Note: See note page below for more detail on the Priority Score.

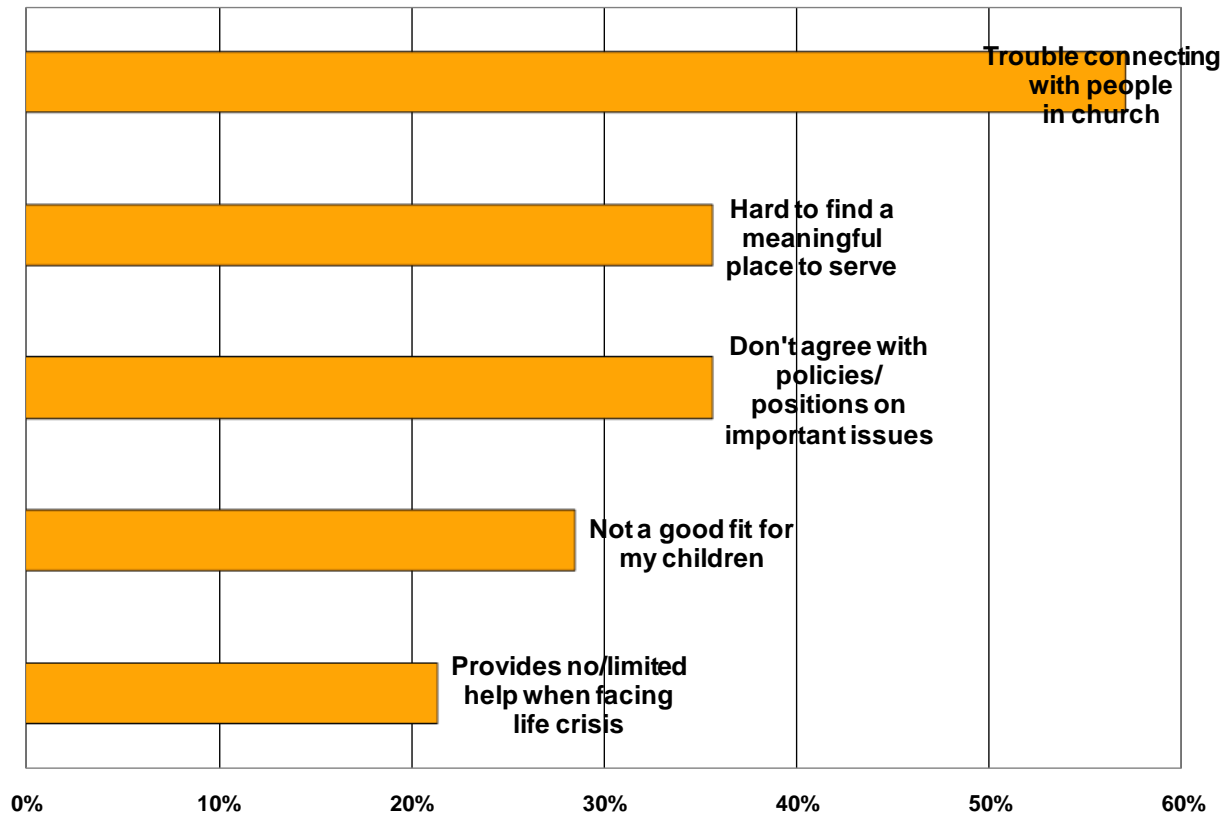
Who Is Most Likely to Leave Your Church?

Four Spiritual Continuum Segments = 100% of Your Church

Two Satisfaction Levels = 100% of Your Church

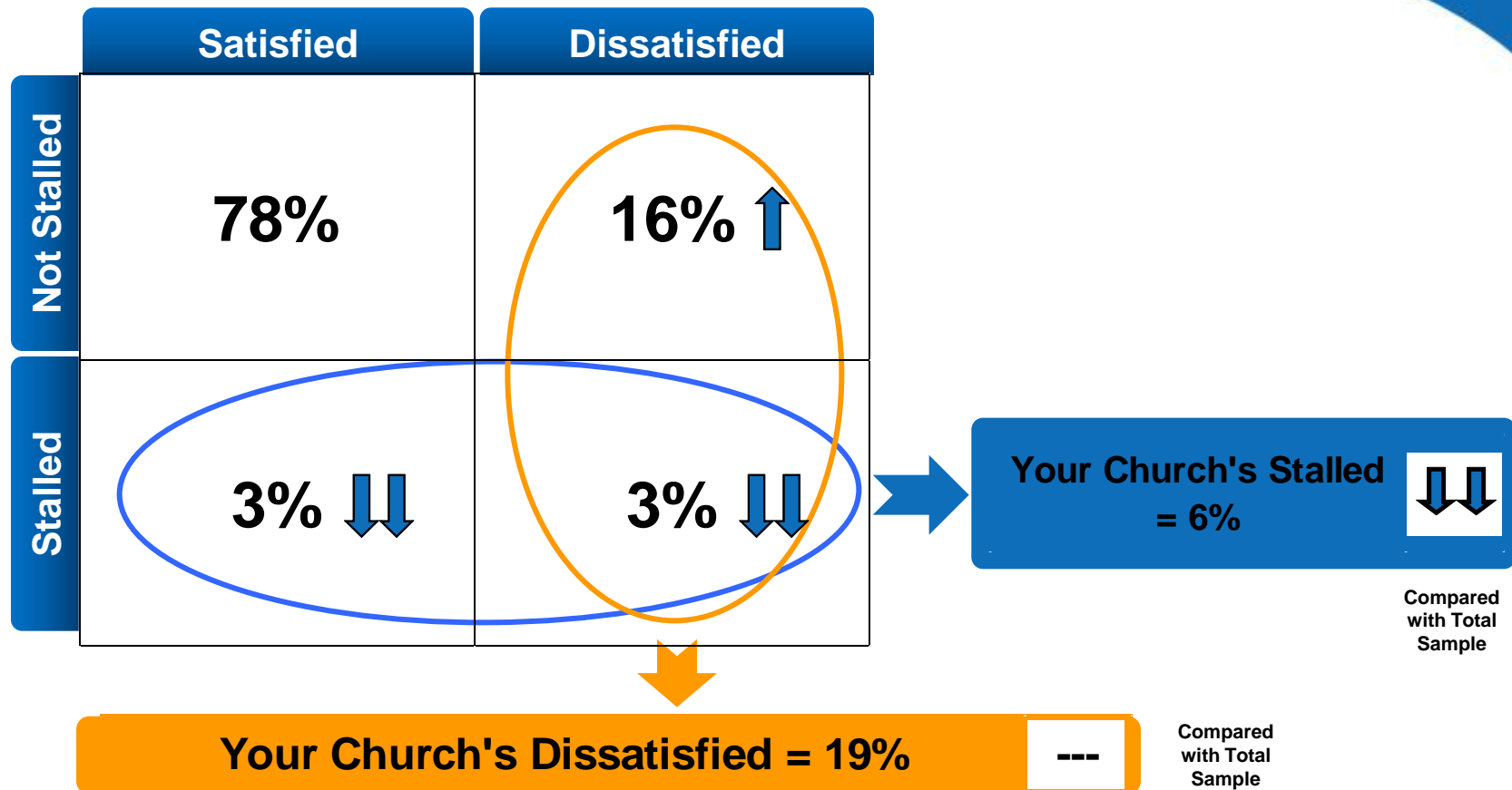
Spiritual Continuum		% of Your Church's Total Respondents	% Who Are "Unsure, Probably or Definitely Leaving the Church"
Segment	Base Size		
Total	160	100%	9%
Exploring Christ	21 [#]	13% [#]	14% [#]
Growing in Christ	68	43%	4% ↓↓
Close to Christ	37	23%	8%
Christ-Centered	34	21%	15% ↑
Dissatisfied	31	19%	32%
Satisfied	129	81%	3% ↓
[#] Low sample size			

Top Five Reasons Why People Say They May Leave Richland Lutheran Church

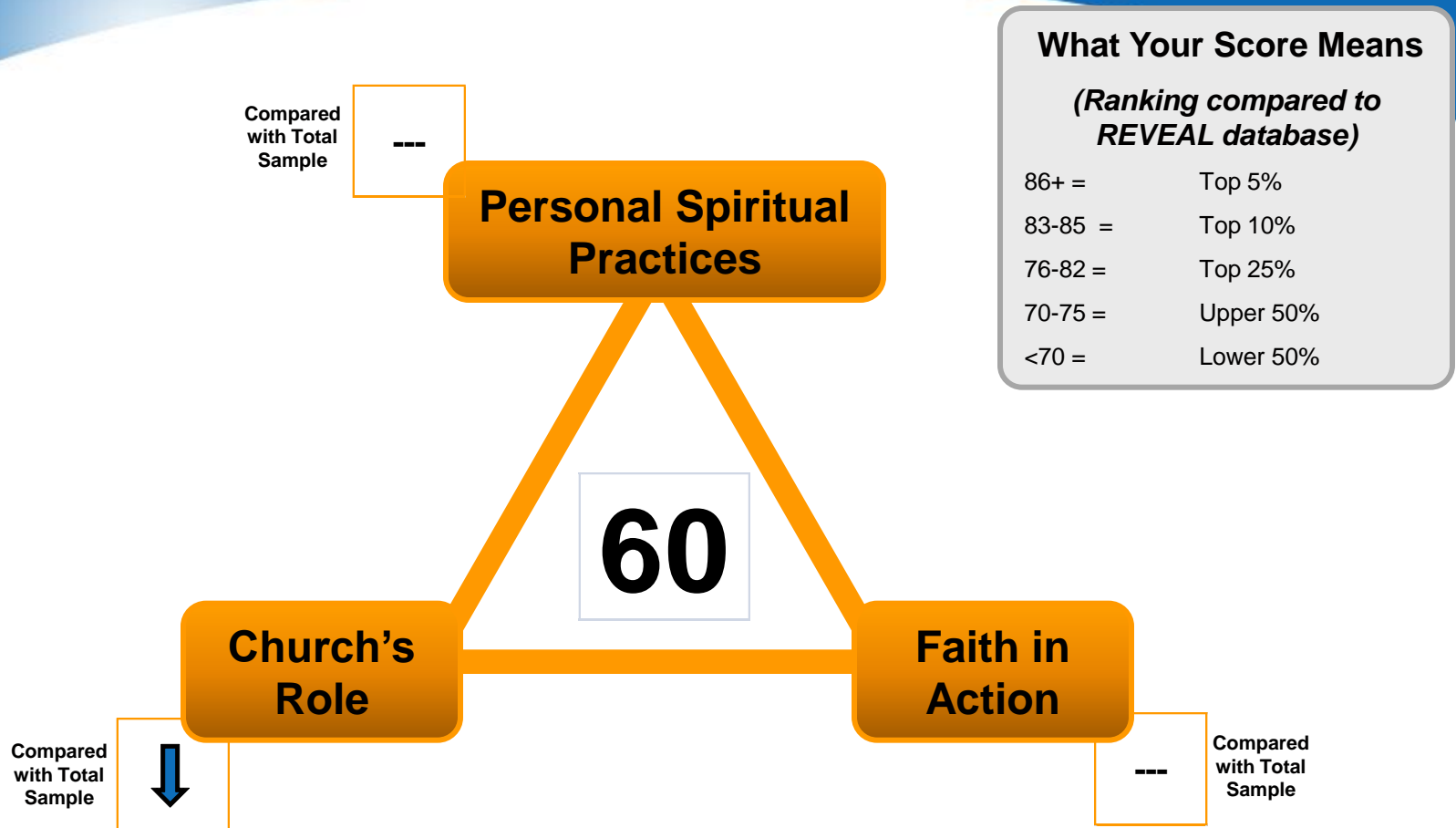


Based on your church sample size of 14

Overlap Between “Stalled” and “Dissatisfied” for Richland Lutheran Church



REVEAL Spiritual Vitality Index for Richland Lutheran Church



Spiritual Vitality Index Observations for Richland Lutheran Church

Personal Spiritual Practices: Observations

Your congregation's personal spiritual practices are close to the average of the total sample. Key factors include how many read the Bible, pray and experience solitude on a daily basis. Also, look at how many tithe, e.g. donate 10% or more to the church. As noted in Follow Me, personal engagement with the Bible is a critical spiritual growth catalyst for all people, regardless of their spiritual maturity. So pay special attention to your results on slide #29.

Church's Role: Observations

Your congregation reports a level of satisfaction with the role your church plays in their spiritual growth that is lower than the average of the total sample. Key factors include their views on how well the church challenges them to grow, provides in-depth Bible teaching, helps them develop a relationship with Christ, and helps them feel like they belong. You can find your Church's Role results on slides #9, #10, and #11.

Faith in Action: Observations

Your congregation reports an average level of participation in faith-based activities compared to the total sample. Key factors include the frequency of their serving activities in the church and also for the those in need, as well as evangelistic activities. Another key measure is their agreement with the statement "I am willing to risk everything that's important in my life for Jesus Christ." You can find your Faith in Action results on slides #20, #22, and #33.

REVEAL Summary Observations

- 1. REVEAL's two centerpiece findings are (1) the Spiritual Continuum and (2) the catalysts that drive growth along the Spiritual Continuum.**
 - While individual spiritual growth is neither predictable nor linear, REVEAL has defined a progression of spiritual development that emerges from its large body of findings, now representing over 400,000 individuals.
- 2. A key insight is that our most active evangelists, volunteers and donors come from the most spiritually advanced groups: the Close to Christ and Christ-Centered segments.**
 - Creatively engaging and equipping these groups for outreach activities, like evangelism and serving those in need, will grow them and grow the Kingdom.
- 3. A second key insight is that personal bible study/reflection is the most powerful catalyst of spiritual growth.**
 - This is true across the Spiritual Continuum and cannot be overemphasized.
- 4. There is great variability in the spiritual growth "effectiveness" of churches, based on REVEAL's Spiritual Vitality Index. We also see wide variation in church sizes and styles at either end of the scale.**
 - We would conclude that a small church with limited resources can be as powerful a force in the spiritual development of its people as a large church with significant resources; and also that a large inventory of resources does not guarantee a church's spiritual growth effectiveness.