



APPENDIX

Richland Lutheran Church

January 2013

Table of Contents

Section One: Appendix Introduction	3
Section Two: Pace of Spiritual Growth.....	8
Section Three: Spiritual Beliefs and Attitudes.....	22
Section Four: Personal Spiritual Practices	26
Section Five: Senior Pastor Profile.....	29
Section Six: Church Profile	34
Section Seven: Organized Spiritual Activities	43
Section Eight: Spiritual Activities with Others and For Others.....	72
Section Nine: Demographics	95
Section Ten: Total Church Sample.....	104

Section One: **Appendix Introduction**

Why Create An Appendix?

Throughout the REVEAL research process, the REVEAL team has been driven to create an instrument that best assists pastors and church leaders to help their congregants spiritually grow. In order to do this, the REVEAL team has consistently asked for feedback from pastors on the REVEAL Spiritual Life Survey Report. We heard from hundreds of pastors about their experience with the REVEAL Spiritual Life Survey Report and we found three reoccurring comments.

- First, there was a desire for **more segment-specific data** than the report offered. For example, the report includes the importance levels of aspects of the senior pastor for the total congregation only. Yet, there may be some very important differences across the spiritual continuum for your church.
- Secondly, there was a desire for the **results not included in the report**, but that **came from questions asked in the Spiritual Life Survey**. For example, individuals were asked to assess their most important reason for selecting their church. This information was not offered in the report, but can be of great value to church leaders.
- Finally, there was a desire for **church-level characteristics of the churches** to which they were being **compared to**. For example, a church's ability to meet the spiritual needs of its congregation is determined by how much better (or worse) the church has performed on different attributes compared to the average of all the churches included in **total sample comparison group**. Therefore, a church that did not perform well may want to know the size of the churches that they were compared to. This would allow for greater insight and better suggestions since it's reasonable to assume that the quality of certain church activities is affected by the amount of people and resources available to put towards them.

The Spiritual Life Survey Report Appendix was created to address the desire for more information that would allow the inquisitive pastor or church leader to "go deeper" into their results.

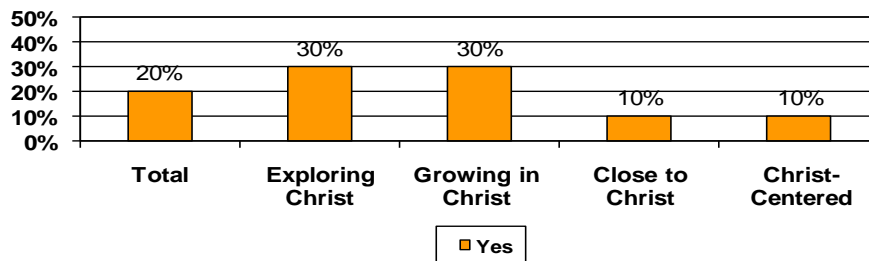
What's In the Appendix?

The appendix contains information on every question asked in the REVEAL Spiritual Life Survey. Additionally, all of the responses are presented for each segment, as well as for your entire church. Finally, church-level characteristics, such as geographic region, of all of the churches in the total comparison sample can be found in the final section.

How Do I Read the Appendix?

The appendix results are displayed in a few different, straight-forward, easy-to-understand tables and charts. An example of a common chart used in the appendix is offered below. The sample chart is an example only, and does not contain your church's data.

- Q. Do you regularly participate in an adult education type class focused on spiritual topics (e.g., women's studies, relational study, books of the Bible, spiritual growth topics)?



Base: All Respondents

The charts and tables will always list the question used to gather the data first. The base displays the group of people who were asked the question. Here, all the congregants from your church who took the survey were asked the question. The bars represent the proportion for the overall church and for each spiritual journey segment who stated that they regularly attend adult education classes. For example, 10% of the church's congregants categorized as "Christ-Centered" regularly participate in adult education classes.

Another example of a common table used in the Appendix is displayed below. The sample table is an example only, and does not contain your church’s data.

Q. How many years has it been since your faith first truly became important to you (e.g., ‘crossed the line’ into a personal relationship with Jesus)?

	Total	Exploring Christ	Growing in Christ	Close to Christ	Christ-Centered
Base Size	90	N/A	10 [#]	40	40
Less than a year	20%	N/A	20% [#]	20%	2%
1 – 2 years	10%	N/A	20% [#]	20%	28%
3 – 10 years	30%	N/A	20% [#]	20%	30%
11 – 25 years	15%	N/A	20% [#]	20%	20%
More than 25 years ago	25%	N/A	20% [#]	20%	20%
# Low sample size					

Base: Respondents Who Are Classified As “Growing in Christ”, “Close to Christ”, or “Christ-Centered”

Again, the table lists the question used to gather the data first. The base displays the group of people who were asked the question. Here, respondents in three out of the four total classification groups were asked the question. The table includes a column of the possible choices the respondent could pick. The table also includes a column for each spiritual segment and your total church so that you can find the proportion of each group classification that chose a specific answer. For example, 20% of your entire church have had less than a year pass since their faith became important to them (i.e. became a Christian). This compares to only 2% of the people defined as “Christ-Centered” who stated that it had been less than a year since their faith became important to them.

Notice that the sample sizes for each segment that was asked the question is listed on the second row of the table. For example, ninety people were asked the aforementioned question – ten of them were individuals classified as Exploring Christ. In keeping with common statistical practices, any segment size below thirty responses is flagged by the numerical sign (#). This signifies that the sample size is low; therefore you should be cautious about the level of certainty of your interpretations of that data.

While examining the tables in the appendix you may find that the sum of column values may be greater or less than 100%. This scenario can occur if multiple responses were allowed for a question or due to rounding for questions that only allow one response. Also, you may find that the base sizes for a column (e.g. Exploring Christ) differ across tables which have the same base. This issue arises infrequently due to surveys being conducted on mobile browsers.

Which Tables Match Up with the Slides on My Report?

Throughout the notes section in your church report there are references to appendix tables that contain the information contained in the slide, as well as additional information. For example, slide 38 of your church report displays only the top five ways your people became “un-stalled.” The notes section refers to appendix tables 11 and 12 containing the results for each possible way a person could become “un-stalled.” In order to help you use all of the information available to you and highlighted in your church report with ease, we have created the table below that matches the slide in your church report with the corresponding table(s) in this appendix.

Church Report Slide	Appendix Table
7	81, 83-84, 86-87,89
8	31
9	25-26
10	27-28
11	25-28
12	21-22
13	23-24
14	21-24
15	20, 29
20	15-16
22	35, 49, 62, 68
23	36, 50, 63, 69
24	37-40
25	51-54
26	64-67
27	70-73
29	17, 80
30	19
31	18
33	59-60, 74, 78
34	79
36	3
37	9
38	11, 12
39	29
40	25-28
41	32
42	33
43	3, 29

Is There Anything Else I Need To Know?

Throughout the survey, there are types of questions and types of responses that are repeated. The questions deal with satisfaction and importance levels with either overall aspects of a ministry at your church (e.g., weekend service), specific needs each ministry can meet (e.g., a weekend service's ability to challenge me to grow), or level of agreement with a statement related to spiritual beliefs or attitudes (e.g., I love God more than anything else). The following are the possible responses for the three types of questions.

Agreement Level	Importance Level	Satisfaction Level
Very strongly agree	Critically important	Extremely satisfied
Strongly agree	Very important, but not critical	Very satisfied
Agree	Important	Satisfied
Somewhat agree	Somewhat important	Somewhat satisfied
Somewhat disagree	Somewhat unimportant	Somewhat dissatisfied
Disagree	Unimportant	Dissatisfied

For most of these types of questions, the data is reported in two formats. The first format contains cells that display the proportion of each segment that chose an answer that was in the "Top Two" choices. The choices listed above are in descending order so that the top two choices for agreement level are 'Very strongly agree' and 'Strongly agree'; the top two choices for importance level are 'Critically important' and 'Very important, but not critical'; and the top two choices for satisfaction level are 'Extremely satisfied' and 'Very satisfied.'

The second format contains cells that display the "mean" response for each segment. In order to calculate a mean, each response given above must be assigned a value. Similar to the responses, the values – in a range from 6 to 1 - assigned to each response are in descending order. For example, the "top" choice (e.g., 'Very strongly agree', 'Critically important', and 'Extremely satisfied') is equal to 6 and the "bottom" choice (e.g., 'Disagree', 'Unimportant', and 'Dissatisfied') is equal to 1.

Finally, each table will clearly distinguish between which format is being presented. Be sure to look for the distinction in the heading columns. Now that we've laid the foundation for understanding the appendix, let's begin.

Section Two: **Pace of Spiritual Growth**

Table 1

Q. How many years has it been since your faith first truly became important to you (e.g., 'crossed the line' into a personal relationship with Jesus)?

	Total	Exploring Christ	Growing in Christ	Close to Christ	Christ-Centered
Base Size	139	N/A	68	37	34
Less than a year	1%	N/A	1%	3%	0%
1-2 years	4%	N/A	7%	3%	0%
3-10 years	16%	N/A	16%	14%	18%
11-25 years	21%	N/A	24%	24%	12%
More than 25 years ago	58%	N/A	52%	56%	70%

Base: Respondents Who Are Classified As "Growing in Christ", "Close to Christ", or "Christ-Centered"

Table 2

Q. Which of the following statements describe what was going on in your life when your faith began to become important to you?

Multiple Responses Allowed	Total	Exploring Christ	Growing in Christ	Close to Christ	Christ-Centered
Base Size	139	N/A	68	37	34
I was challenged by someone to examine the state of my spiritual life	14%	N/A	12%	14%	18%
I was inspired by the way a Christian I knew lived his/her life	27%	N/A	28%	22%	29%
I was searching for a higher purpose in my life	24%	N/A	25%	30%	18%
I felt something was missing in my life	29%	N/A	32%	30%	21%
I knew certain negative patterns in my life needed to change (e.g. sins, addictions, anger, etc.)	21%	N/A	22%	22%	18%
I was having significant problems in my relationships (e.g. marriage, friendships, family, etc.)	7%	N/A	6%	8%	9%
I wanted my children to be exposed to Christianity	27%	N/A	38%	14%	21%
I felt an almost unexplainable interest or attraction to God and Jesus	19%	N/A	12%	24%	26%
I was experiencing a crisis in my life (e.g. loss of spouse, loss of child, loss of job, etc.)	16%	N/A	12%	19%	21%
I was raised in a Christian home, faith was always important	65%	N/A	75%	49%	65%
I had a change in life circumstances (e.g. left home, got married, went to college, etc.)	17%	N/A	15%	22%	15%
I went through extensive prayer and/or study of Scripture	14%	N/A	12%	16%	15%
I had a life altering experiences (e.g. birth of a child, illness, suicide, death, etc.)	24%	N/A	21%	30%	26%
I participated in a faith moving experience (e.g. mission trip, retreat, ministry program)	24%	N/A	25%	24%	24%
Other	7%	N/A	6%	14%	3%

Base: Respondents Who Are Classified As "Growing in Christ", "Close to Christ", or "Christ-Centered"

Table 3

Q. How would you best describe your current pace of spiritual growth?

	Total	Exploring Christ	Growing in Christ	Close to Christ	Christ-Centered
Base Size	160	21 [#]	68	37	34
I am in a season of rapid spiritual growth	6%	0% [#]	1%	11%	15%
I am growing at a moderate but not rapid rate	28%	24% [#]	19%	32%	41%
I am growing at a slow but steady rate	50%	52% [#]	57%	49%	35%
I am content with staying right where I'm at spiritually	10%	14% [#]	19%	0%	6%
I have stalled spiritually	6%	10% [#]	4%	8%	3%
# Low sample size					

Base: All Respondents

Table 4

Q. Which of the following factors have influenced your season of rapid spiritual growth?

Multiple Responses Allowed	Total	Exploring Christ	Growing in Christ	Close to Christ	Christ-Centered
Base Size	10 [#]	0 [#]	1 [#]	4 [#]	5 [#]
Meeting someone who inspired me	30% [#]	0% [#]	0% [#]	50% [#]	20% [#]
Participating in individual counseling	0% [#]	0% [#]	0% [#]	0% [#]	0% [#]
Attending a support group (e.g. divorce recovery, grief support, 12 Step)	0% [#]	0% [#]	0% [#]	0% [#]	0% [#]
Experiencing a season of joy and blessing; everything going my way	30% [#]	0% [#]	0% [#]	50% [#]	20% [#]
Struggling with a major decision/life crossroads	40% [#]	0% [#]	0% [#]	25% [#]	60% [#]
Experiencing emotional pain due to a life circumstance	50% [#]	0% [#]	0% [#]	25% [#]	80% [#]
Switching to a different church	30% [#]	0% [#]	100% [#]	50% [#]	0% [#]
Having a spiritually moving experience (e.g. a retreat, an inspiring speaker, a motivational book)	40% [#]	0% [#]	0% [#]	75% [#]	20% [#]
Joining/attending a small group/life group/cell group	40% [#]	0% [#]	0% [#]	75% [#]	20% [#]
Experiencing the unmistakable presence of God in my life	60% [#]	0% [#]	0% [#]	100% [#]	40% [#]
Connecting with God in a powerful way through prayer, solitude and/or Scripture	80% [#]	0% [#]	0% [#]	100% [#]	80% [#]
Attending church regularly	80% [#]	0% [#]	100% [#]	100% [#]	60% [#]
Other	20% [#]	0% [#]	0% [#]	25% [#]	20% [#]
[#] Low sample size					

Base: Respondents Who Answered That They Are In a Season of Rapid Spiritual Growth

Table 5

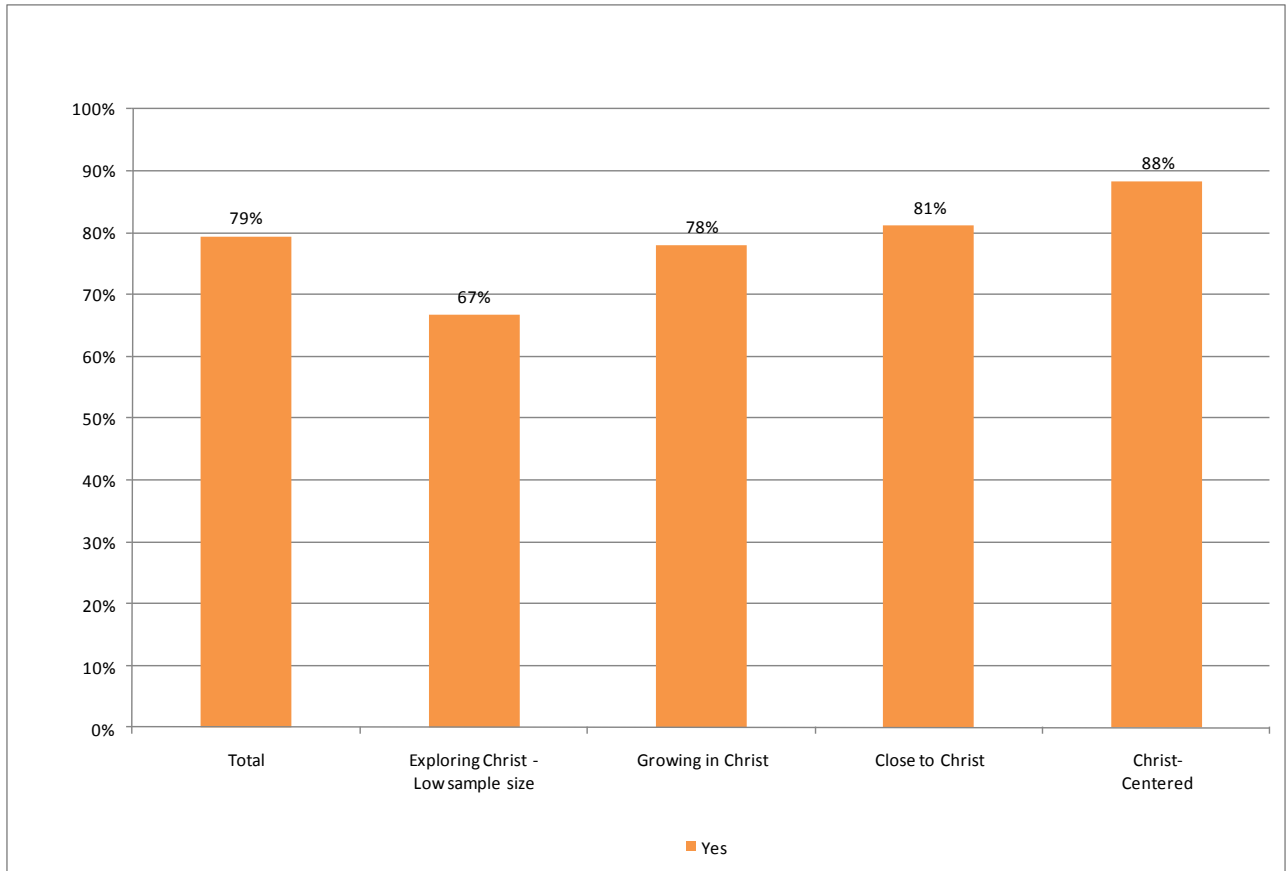
Q. Out of the factors chosen as influential in your season of rapid spiritual growth, which of the factors have been **most influential**?

Only Single Response Allowed	Total	Exploring Christ	Growing in Christ	Close to Christ	Christ-Centered
Base Size	10 [#]	0 [#]	1 [#]	4 [#]	5 [#]
Meeting someone who inspired me	0% [#]	0% [#]	0% [#]	0% [#]	0% [#]
Participating in individual counseling	0% [#]	0% [#]	0% [#]	0% [#]	0% [#]
Attending a support group (e.g. divorce recovery, grief support, 12 Step)	0% [#]	0% [#]	0% [#]	0% [#]	0% [#]
Experiencing a season of joy and blessing; everything going my way	0% [#]	0% [#]	0% [#]	0% [#]	0% [#]
Struggling with a major decision/life crossroads	10% [#]	0% [#]	0% [#]	0% [#]	20% [#]
Experiencing emotional pain due to a life circumstance	0% [#]	0% [#]	0% [#]	0% [#]	0% [#]
Switching to a different church	10% [#]	0% [#]	100% [#]	0% [#]	0% [#]
Having a spiritually moving experience (e.g. a retreat, an inspiring speaker, a motivational book)	0% [#]	0% [#]	0% [#]	0% [#]	0% [#]
Joining/attending a small group/life group/cell group	0% [#]	0% [#]	0% [#]	0% [#]	0% [#]
Experiencing the unmistakable presence of God in my life	50% [#]	0% [#]	0% [#]	100% [#]	20% [#]
Connecting with God in a powerful way through prayer, solitude and/or Scripture	10% [#]	0% [#]	0% [#]	0% [#]	20% [#]
Attending church regularly	10% [#]	0% [#]	0% [#]	0% [#]	20% [#]
Other	10% [#]	0% [#]	0% [#]	0% [#]	20% [#]
# Low sample size					

Base: Respondents Who Answered That They Are In a Season of Rapid Spiritual Growth

Table 6

Q. Have you ever had a time in your life that you have stalled spiritually?



Base: All Respondents

Table 7

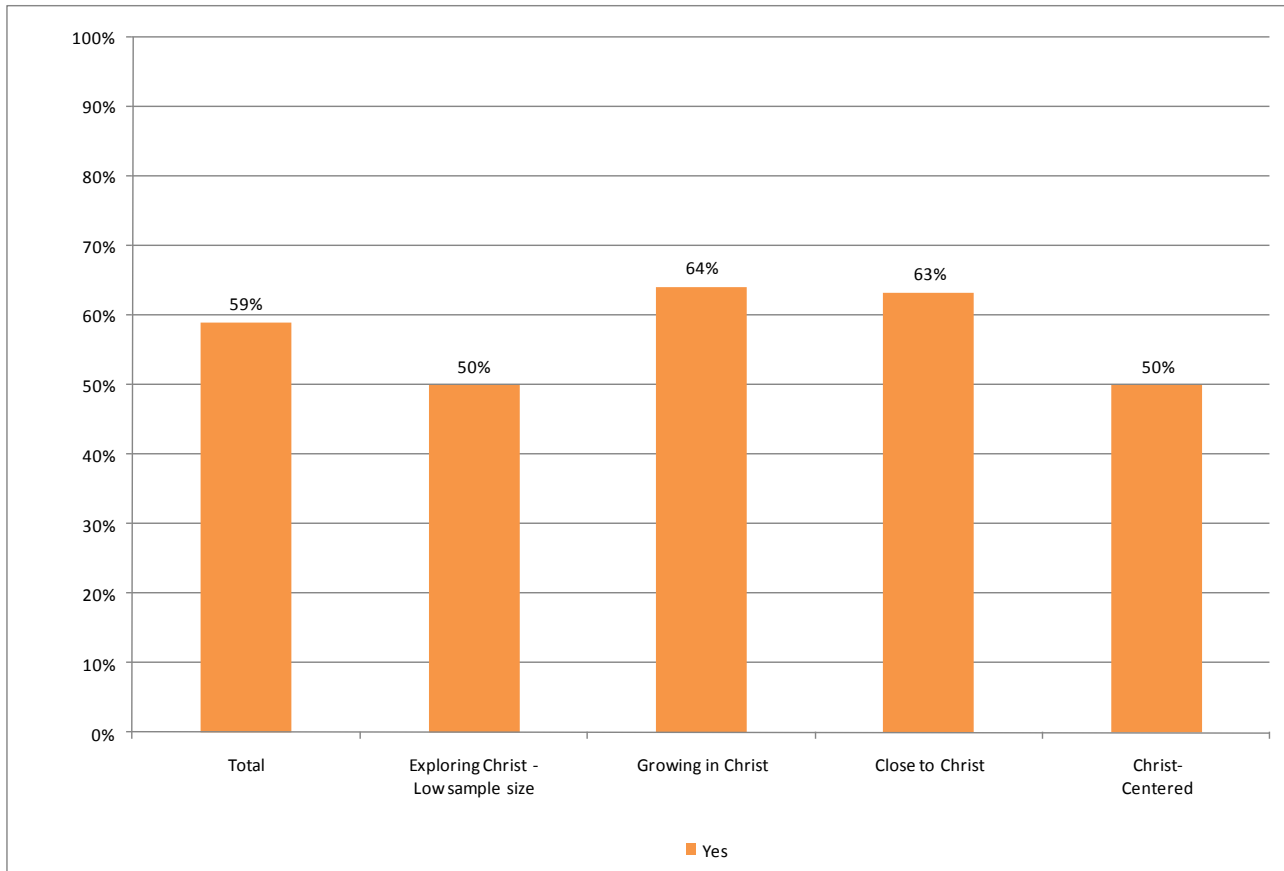
Q. When was the last time you were stalled spiritually?

	Total	Exploring Christ	Growing in Christ	Close to Christ	Christ-Centered
Base Size	127	14 [#]	53	30	30
Within last 6 months	16%	29% [#]	13%	20%	10%
Within last 7 to 12 months	5%	7% [#]	8%	3%	0%
Within last 1 to 2 years	14%	14% [#]	19%	7%	13%
Within last 3 to 5 years	15%	14% [#]	11%	13%	23%
More than 5 years ago	50%	36% [#]	49%	57%	54%
# Low sample size					

Base: Respondents Who Answered That They Had a Season of Being Spiritually Stalled

Table 8

Q. Think only about the last time that you were in a season of your life that you were stalled spiritually. Were you attending your current church, or not?



Base: Respondents Who Answered That They Had a Season of Being Spiritually Stalled

Table 9

Q. Which of the following reasons caused you to stall spiritually?

Multiple Responses Allowed	Total	Exploring Christ	Growing in Christ	Close to Christ	Christ-Centered
Base Size	75	7 [#]	34	19 [#]	15 [#]
Emotional issues (e.g. depression, anger)	27%	29% [#]	21%	21% [#]	47% [#]
Addictions (e.g., out-of-control spending, gambling, alcohol)	8%	14% [#]	12%	5% [#]	0% [#]
Inappropriate relationships (e.g. emotional or physical affair)	4%	0% [#]	6%	0% [#]	7% [#]
Not loving others (e.g. gossip, being judgmental)	15%	29% [#]	15%	11% [#]	13% [#]
Letting other activities take precedence (e.g. too much TV, Internet)	43%	14% [#]	47%	47% [#]	40% [#]
Conflicting responsibilities (e.g. job, family, etc.)	35%	29% [#]	47%	26% [#]	20% [#]
Traumatic experiences (e.g. loss of spouse, loss of job)	5%	0% [#]	6%	5% [#]	7% [#]
Abuse (e.g. physical, verbal)	0%	0% [#]	0%	0% [#]	0% [#]
Lack of meaningful church community (e.g. not helping me further my relationship with God)	27%	14% [#]	41%	21% [#]	7% [#]
Ineffective church leadership (e.g. not inspiring, out of touch)	15%	29% [#]	15%	5% [#]	20% [#]
Not having support of others (e.g. spouse, friends)	15%	14% [#]	12%	21% [#]	13% [#]
Lack of accountability/encouragement (e.g. lack of spiritual friendships or mentors)	25%	14% [#]	35%	16% [#]	20% [#]
Medical/health issues or concerns	7%	0% [#]	6%	16% [#]	0% [#]
Doubts about my faith (e.g. question God's existence, not trusting fully in God)	19%	57% [#]	21%	16% [#]	0% [#]
Lack of discipline in spiritual practices (e.g. not incorporating prayer and/or Bible into life)	61%	14% [#]	71%	74% [#]	47% [#]
Personality issues (e.g. too much pride/ego, withdrawn)	19%	43% [#]	18%	11% [#]	20% [#]
Relationship struggles (e.g. marital disharmony, difficult work or parenting situation)	21%	29% [#]	24%	16% [#]	20% [#]
Pain caused by other Christians	9%	14% [#]	9%	5% [#]	13% [#]
Other	12%	14% [#]	9%	11% [#]	20% [#]
# Low sample size					

Base: Respondents Who Answered That They Had a Season of Being Spiritually Stalled At Your Current Church

Table 10

Q. Out of the reasons that caused you to stall spiritually, which of the reasons was **most responsible**?

Only Single Response Allowed	Total	Exploring Christ	Growing in Christ	Close to Christ	Christ-Centered
Base Size	75	7 [#]	34	19 [#]	15 [#]
Emotional issues (e.g. depression, anger)	5%	14% [#]	6%	0% [#]	7% [#]
Addictions (e.g., out-of-control spending, gambling, alcohol)	1%	0% [#]	3%	0% [#]	0% [#]
Inappropriate relationships (e.g. emotional or physical affair)	0%	0% [#]	0%	0% [#]	0% [#]
Not loving others (e.g. gossip, being judgmental)	1%	0% [#]	0%	0% [#]	7% [#]
Letting other activities take precedence (e.g. too much TV, Internet)	8%	0% [#]	12%	11% [#]	0% [#]
Conflicting responsibilities (e.g. job, family, etc.)	11%	14% [#]	15%	11% [#]	0% [#]
Traumatic experiences (e.g. loss of spouse, loss of job)	1%	0% [#]	0%	0% [#]	7% [#]
Abuse (e.g. physical, verbal)	0%	0% [#]	0%	0% [#]	0% [#]
Lack of meaningful church community (e.g. not helping me further my relationship with God)	4%	0% [#]	3%	11% [#]	0% [#]
Ineffective church leadership (e.g. not inspiring, out of touch)	5%	0% [#]	6%	0% [#]	13% [#]
Not having support of others (e.g. spouse, friends)	3%	0% [#]	3%	5% [#]	0% [#]
Lack of accountability/encouragement (e.g. lack of spiritual friendships or mentors)	3%	0% [#]	3%	0% [#]	7% [#]
Medical/health issues or concerns	0%	0% [#]	0%	0% [#]	0% [#]
Doubts about my faith (e.g. question God's existence, not trusting fully in God)	11%	57% [#]	6%	11% [#]	0% [#]
Lack of discipline in spiritual practices (e.g. not incorporating prayer and/or Bible into life)	33%	14% [#]	35%	42% [#]	27% [#]
Personality issues (e.g. too much pride/ego, withdrawn)	1%	0% [#]	0%	0% [#]	7% [#]
Relationship struggles (e.g. marital disharmony, difficult work or parenting situation)	5%	0% [#]	3%	11% [#]	7% [#]
Pain caused by other Christians	3%	0% [#]	3%	0% [#]	7% [#]
Other	5%	0% [#]	2%	0% [#]	11% [#]
# Low sample size					

Base: Respondents Who Answered That They Had a Season of Being Spiritually Stalled At Your Current Church

Table 11

Q. Which factors were responsible for helping you to move on from being stalled spiritually?

Multiple Responses Allowed	Total	Exploring Christ	Growing in Christ	Close to Christ	Christ-Centered
Base Size	66	5 [#]	31	16 [#]	14 [#]
Met someone who inspired me	9%	20% [#]	3%	19% [#]	7% [#]
Participated in individual counseling	3%	0% [#]	3%	0% [#]	7% [#]
Attended a support group (e.g. divorce recovery, grief support, 12 Step)	2%	0% [#]	3%	0% [#]	0% [#]
Experienced a personal crisis	5%	0% [#]	6%	0% [#]	7% [#]
Had a change in life circumstances (e.g. had a child, changed jobs, married)	18%	0% [#]	23%	25% [#]	7% [#]
Just came to grips with the situation on my own	39%	100% [#]	39%	38% [#]	21% [#]
Switched to a different church	8%	0% [#]	6%	19% [#]	0% [#]
Shared my struggles with a spiritual friend or mentor	26%	0% [#]	23%	25% [#]	43% [#]
Had a spiritually moving experience (e.g. a retreat, inspiring speaker, motivational book)	27%	0% [#]	26%	31% [#]	36% [#]
Joined/attended a small group (home group, life group, cell group)	26%	0% [#]	29%	31% [#]	21% [#]
Connected with God in a powerful way through prayer, solitude, and/or Scripture	32%	20% [#]	23%	44% [#]	43% [#]
Started attending church regularly	12%	0% [#]	19%	13% [#]	0% [#]
Other	12%	0% [#]	10%	19% [#]	14% [#]
# Low sample size					

Base: Respondents Who Answered That They Had a Season of Being Spiritually Stalled At Your Current Church, but Are Not Currently Stalled

Table 12

Q. Out of the factors that were responsible for helping you to move on from being stalled spiritually, which one was **most responsible**?

Only Single Response Allowed	Total	Exploring Christ	Growing in Christ	Close to Christ	Christ-Centered
Base Size	66	5 [#]	31	16 [#]	14 [#]
Met someone who inspired me	3%	20% [#]	3%	0% [#]	0% [#]
Participated in individual counseling	0%	0% [#]	0%	0% [#]	0% [#]
Attended a support group (e.g. divorce recovery, grief support, 12 Step)	0%	0% [#]	0%	0% [#]	0% [#]
Experienced a personal crisis	0%	0% [#]	0%	0% [#]	0% [#]
Had a change in life circumstances (e.g. had a child, changed jobs, married)	11%	0% [#]	10%	19% [#]	7% [#]
Just came to grips with the situation on my own	21%	80% [#]	19%	13% [#]	14% [#]
Switched to a different church	6%	0% [#]	3%	19% [#]	0% [#]
Shared my struggles with a spiritual friend or mentor	6%	0% [#]	10%	0% [#]	7% [#]
Had a spiritually moving experience (e.g. a retreat, inspiring speaker, motivational book)	12%	0% [#]	13%	0% [#]	29% [#]
Joined/attended a small group (home group, life group, cell group)	11%	0% [#]	16%	13% [#]	0% [#]
Connected with God in a powerful way through prayer, solitude, and/or Scripture	14%	0% [#]	6%	19% [#]	29% [#]
Started attending church regularly	5%	0% [#]	10%	0% [#]	0% [#]
Other	11%	0% [#]	10%	17% [#]	14% [#]
# Low sample size					

Base: Respondents Who Answered That They Had a Season of Being Spiritually Stalled At Your Current Church, but Are Not Currently Stalled

Table 13

Q. Overall, how satisfied were you with your church’s role (the one you were attending at the time) in helping you become “unstalled”?

	Total	Exploring Christ	Growing in Christ	Close to Christ	Christ-Centered
Base Size	66	5 [#]	31	16 [#]	14 [#]
Extremely Satisfied	11%	0% [#]	10%	25% [#]	0% [#]
Very satisfied	20%	20% [#]	23%	13% [#]	21% [#]
Satisfied	35%	40% [#]	32%	25% [#]	50% [#]
Somewhat Satisfied	20%	0% [#]	23%	31% [#]	7% [#]
Somewhat Dissatisfied	9%	0% [#]	6%	6% [#]	21% [#]
Dissatisfied	5%	40% [#]	6%	0% [#]	0% [#]
# Low sample size					

Base: Respondents Who Answered That They Had a Season of Being Spiritually Stalled At Your Current Church, but Are Not Currently Stalled

Table 14

Q. Overall, how satisfied are you with your spiritual growth?

	Total	Exploring Christ	Growing in Christ	Close to Christ	Christ-Centered
Base Size	160	21 [#]	68	37	34
Extremely Satisfied	5%	0% [#]	1%	14%	6%
Very satisfied	26%	5% [#]	24%	27%	41%
Satisfied	30%	43% [#]	29%	30%	24%
Somewhat Satisfied	31%	43% [#]	38%	16%	24%
Somewhat Dissatisfied	7%	10% [#]	6%	11%	3%
Dissatisfied	1%	0% [#]	2%	2%	2%
# Low sample size					

Base: All Respondents

Section Three: **Spiritual Beliefs and Attitudes**

Table 15

Q. Please indicate how strongly you agree or disagree with the different statements regarding your spiritual life.

Top Two Box (Percentage Who Chose 'Very Strongly Agree' or 'Strongly Agree')	Total	Exploring Christ	Growing in Christ	Close to Christ	Christ- Centered
Base Size	160	21 [#]	68	37	34
I have tremendous love for people I know and those I don't know	41%	19% [#]	31%	43%	71%
I love God more than anything else	62%	24% [#]	49%	76%	97%
I believe the God of the Bible is the only true God - Father, Son and Holy Spirit	91%	62% [#]	93%	97%	100%
I believe nothing I do or have done can earn my salvation	73%	29% [#]	69%	92%	88%
I believe the Bible has decisive authority over what I say and do	68%	19% [#]	59%	95%	85%
I believe God is actively involved in my life	79%	29% [#]	76%	95%	100%
I exist to know, love and serve God	69%	10% [#]	66%	81%	97%
I believe I cannot grow as a Christian unless I am an active member of a local church	46%	24% [#]	50%	51%	47%
I believe we are created in the image of God and therefore have equal value, regardless of race, religion, or gender	89%	62% [#]	93%	97%	91%
God calls me to be involved in the lives of the poor and suffering	54%	10% [#]	54%	76%	56%
I believe people who deliberately reject Jesus Christ as Savior will not be granted eternal life	61%	29% [#]	56%	70%	82%
I believe a Christian should live a sacrificial life that is not driven by pursuit of material things	51%	14% [#]	47%	62%	71%
# Low sample size					

Base: All Respondents

Table 15
(Continued)

Q. Please indicate how strongly you agree or disagree with the different statements regarding your spiritual life.

Top Two Box (Percentage Who Chose 'Very Strongly Agree' or 'Strongly Agree')	Total	Exploring Christ	Growing in Christ	Close to Christ	Christ- Centered
Base Size	160	21 [#]	68	37	34
I thank God daily for who he is and what he is doing in my life	63%	10% [#]	60%	76%	88%
I seek to grow closer to God by listening to him in prayer	52%	24% [#]	43%	57%	82%
I study the Bible to know God, the truth, and to find direction for my life	54%	10% [#]	38%	78%	88%
I desire Jesus to be first in my life	70%	19% [#]	59%	95%	97%
I allow other Christians to hold me accountable for my actions	31%	0% [#]	18%	54%	50%
I know and use my spiritual gifts to fulfill God's purposes	38%	5% [#]	26%	46%	71%
I give away my time to serve and help others in my community	48%	24% [#]	41%	62%	59%
My first priority in spending my money is to support God's work	23%	5% [#]	13%	41%	35%
I feel fully equipped to share my faith with non-Christians	23%	5% [#]	10%	32%	47%
I am willing to risk everything that is important in my life for Jesus Christ	46%	5% [#]	29%	62%	88%
# Low sample size					

Base: All Respondents

Table 16

Q. Please indicate how strongly you agree or disagree with the different statements regarding your spiritual life.

Mean (Range: 'Very Strongly Agree' = 6 to 'Disagree' = 1)	Total	Exploring Christ	Growing in Christ	Close to Christ	Christ- Centered
Base Size	160	21 [#]	68	37	34
I have tremendous love for people I know and those I don't know	4.2	3.6 [#]	3.9	4.4	4.9
I love God more than anything else	4.8	3.6 [#]	4.5	5.0	5.6
I believe the God of the Bible is the only true God - Father, Son and Holy Spirit	5.7	4.7 [#]	5.7	5.9	6.0
I believe nothing I do or have done can earn my salvation	5.0	3.2 [#]	5.0	5.5	5.5
I believe the Bible has decisive authority over what I say and do	4.9	3.2 [#]	4.8	5.6	5.4
I believe God is actively involved in my life	5.3	3.8 [#]	5.2	5.7	5.9
I exist to know, love and serve God	5.0	3.3 [#]	4.9	5.3	5.8
I believe I cannot grow as a Christian unless I am an active member of a local church	4.2	3.3 [#]	4.3	4.5	4.2
I believe we are created in the image of God and therefore have equal value, regardless of race, religion, or gender	5.5	4.8 [#]	5.6	5.8	5.6
God calls me to be involved in the lives of the poor and suffering	4.6	3.4 [#]	4.6	5.2	4.8
I believe people who deliberately reject Jesus Christ as Savior will not be granted eternal life	4.7	3.7 [#]	4.6	4.9	5.3
I believe a Christian should live a sacrificial life that is not driven by pursuit of material things	4.5	3.7 [#]	4.4	4.8	4.9
# Low sample size					

Base: All Respondents

Table 16
(Continued)

Q. Please indicate how strongly you agree or disagree with the different statements regarding your spiritual life.

Mean (Range: 'Very Strongly Agree' = 6 to 'Disagree' = 1)	Total	Exploring Christ	Growing in Christ	Close to Christ	Christ- Centered
Base Size	160	21 [#]	68	37	34
I thank God daily for who he is and what he is doing in my life	4.8	3.3 [#]	4.6	5.2	5.7
I seek to grow closer to God by listening to him in prayer	4.5	3.5 [#]	4.3	4.8	5.4
I study the Bible to know God, the truth, and to find direction for my life	4.5	3.1 [#]	4.2	5.2	5.4
I desire Jesus to be first in my life	5.0	3.6 [#]	4.8	5.5	5.9
I allow other Christians to hold me accountable for my actions	3.8	2.4 [#]	3.6	4.4	4.4
I know and use my spiritual gifts to fulfill God's purposes	4.2	3.0 [#]	4.0	4.5	5.0
I give away my time to serve and help others in my community	4.3	3.6 [#]	4.1	4.8	4.6
My first priority in spending my money is to support God's work	3.5	2.4 [#]	3.4	4.1	3.8
I feel fully equipped to share my faith with non-Christians	3.5	2.4 [#]	3.1	4.1	4.3
I am willing to risk everything that is important in my life for Jesus Christ	4.2	2.8 [#]	3.8	4.8	5.3
# Low sample size					

Base: All Respondents

Section Four: **Personal Spiritual Practices**

Table 17

Q. How often do you engage in the following practices?

		Total	Exploring Christ	Growing in Christ	Close to Christ	Christ-Centered
Base Size		160	21 [#]	68	37	34
Reflection on Scripture	Daily	28%	0% [#]	13%	54%	44%
	Several times a week	34%	14% [#]	37%	30%	44%
	Approximately monthly	27%	43% [#]	40%	11%	9%
	A few times a year	11%	38% [#]	9%	5%	3%
	Never	0%	5% [#]	1%	0%	0%
Bible Reading	Daily	23%	0% [#]	13%	32%	47%
	Several times a week	32%	0% [#]	32%	46%	35%
	Approximately monthly	31%	48% [#]	40%	22%	15%
	A few times a year	13%	52% [#]	13%	0%	3%
	Never	1%	0% [#]	2%	0%	0%
Prayer to Seek Guidance	Daily	49%	10% [#]	32%	68%	85%
	Several times a week	31%	29% [#]	43%	30%	12%
	Approximately monthly	14%	38% [#]	21%	0%	0%
	A few times a year	5%	14% [#]	4%	3%	3%
	Never	1%	9% [#]	0%	0%	0%
Prayer to Confess Sins	Daily	39%	10% [#]	24%	51%	74%
	Several times a week	46%	38% [#]	56%	49%	26%
	Approximately monthly	11%	33% [#]	16%	0%	0%
	A few times a year	3%	5% [#]	4%	0%	0%
	Never	1%	14% [#]	0%	0%	0%
Morning and/or Evening Prayer	Daily	49%	14% [#]	40%	62%	76%
	Several times a week	26%	29% [#]	29%	24%	21%
	Approximately monthly	11%	19% [#]	16%	5%	3%
	A few times a year	10%	24% [#]	15%	3%	0%
	Never	4%	14% [#]	0%	6%	0%
Journal About My Spiritual Life	Daily	2%	0% [#]	0%	5%	3%
	Several times a week	6%	0% [#]	0%	8%	18%
	Approximately monthly	8%	5% [#]	6%	11%	12%
	A few times a year	19%	14% [#]	16%	19%	29%
	Never	65%	81% [#]	78%	57%	38%
Set Aside Time for Solitude	Daily	21%	5% [#]	13%	24%	41%
	Several times a week	27%	9% [#]	25%	38%	33%
	Approximately monthly	26%	29% [#]	32%	16%	21%
	A few times a year	21%	48% [#]	25%	11%	6%
	Never	5%	9% [#]	5%	11%	0%
[#] Low sample size						

Base: All Respondents

Table 18

Q. Thinking about the role of prayer in your life, select up to three activities that are **most important** to your experience of connecting with God through prayer?

Up to Three Responses Allowed	Total	Exploring Christ	Growing in Christ	Close to Christ	Christ-Centered
Base Size	160	21 [#]	68	37	34
Praising the greatness of God	13%	5% [#]	9%	14%	26%
Acknowledging my sins and asking for forgiveness	53%	62% [#]	59%	46%	44%
Praying in earnest for other people	49%	48% [#]	47%	51%	50%
Asking God for things or circumstances that I desire	8%	10% [#]	10%	5%	6%
Expressing gratitude for the blessings in my life	71%	67% [#]	79%	70%	56%
Seeking God's direction for a decision or direction	44%	52% [#]	41%	46%	44%
Responding to the message I hear from God through reflection on Scripture	9%	5% [#]	10%	8%	9%
Experiencing an ongoing dialogue with God throughout my day	31%	10% [#]	19%	49%	47%
Experiencing a time of solitude to hear God's will	13%	10% [#]	15%	8%	15%
# Low sample size					

Base: All Respondents

Table 19

Q. Thinking about the role of the Bible in your life, select up to three activities that are **most important** to your experience of connecting with God through Scripture?

Up to Three Responses Allowed	Total	Exploring Christ	Growing in Christ	Close to Christ	Christ-Centered
Base Size	160	21 [#]	68	37	34
Having the Scriptures explained to me by a knowledgeable teacher	52%	38% [#]	59%	65%	32%
Reflecting on Scripture through organized studies about books of the Bible (e.g. Romans)	29%	19% [#]	24%	32%	41%
Reflecting on Scripture through studies organized for specific topics (e.g. parenting, marriage, overcoming obstacles)	12%	14% [#]	13%	5%	15%
Discussing Scripture as part of a small group (life group/cell group)	41%	33% [#]	40%	32%	56%
Discussing Scripture with one or two spiritual friends or a mentor	29%	14% [#]	32%	32%	26%
Reflecting on Scripture in an unstructured way on my own	43%	19% [#]	41%	51%	50%
Using other spiritual materials/aids to help me understand Scripture	34%	33% [#]	32%	43%	26%
Searching the Bible for guidance on specific decisions/circumstances in my life	21%	24% [#]	21%	11%	32%
# Low sample size					

Base: All Respondents

Section Five: **Senior Pastor Profile**

Table 20

Q. Overall, how satisfied are you with your senior pastor/lead pastor?

	Total	Exploring Christ	Growing in Christ	Close to Christ	Christ-Centered
Base Size	160	21 [#]	68	37	34
Extremely Satisfied	59%	62% [#]	54%	70%	56%
Very satisfied	30%	14% [#]	37%	22%	32%
Satisfied	6%	14% [#]	6%	0%	9%
Somewhat Satisfied	2%	0% [#]	1%	5%	0%
Somewhat Dissatisfied	1%	0% [#]	0%	3%	3%
Dissatisfied	2%	10% [#]	2%	0%	0%
# Low sample size					

Base: All Respondents

Table 21

Q. How important is it to you for your senior pastor/lead pastor to perform each activity?

Top Two Box (Percentage Who Chose 'Critically important' or 'Very important, but not critical')	Total	Exploring Christ	Growing in Christ	Close to Christ	Christ-Centered
Base Size	160	21 [#]	68	37	34
Casts a vision for the church that captures your heart	71%	62% [#]	68%	76%	79%
Is involved in issues of global significance (e.g. Aids, poverty, social injustice)	26%	19% [#]	24%	32%	29%
Is a recognized voice on important issues within our local community	33%	24% [#]	31%	38%	38%
Ministers to the sick, dying and bereaved	72%	71% [#]	72%	70%	74%
Counsels people facing major decisions of life (e.g. marriage, vocation)	75%	67% [#]	76%	78%	74%
Identifies and encourages the use of congregants' gifts and talents	72%	62% [#]	72%	70%	79%
Provides guidance to individuals about their spiritual development	75%	62% [#]	74%	78%	82%
Motivates congregants to recruit new members	39%	38% [#]	34%	49%	41%
Preaches inspiring sermons	83%	81% [#]	76%	86%	91%
Promotes and creates enthusiasm for serving activities	71%	52% [#]	71%	70%	82%
Helps ensure the church is financially stable	48%	48% [#]	47%	41%	56%
Maintains harmony, handles troublemakers, averts or resolves	55%	48% [#]	47%	57%	74%
Creates a welcoming, open, and friendly environment that readily engages congregants participation	90%	86% [#]	88%	92%	94%
Attracts, develops, and motivates various ministry leadership teams	69%	57% [#]	66%	76%	76%
Provides sound doctrine rooted in biblical accuracy	94%	76% [#]	94%	100%	97%
Models and reinforces how to grow spiritually	89%	76% [#]	91%	92%	88%
Challenges congregants to grow and take next steps	81%	48% [#]	85%	81%	91%
# Low sample size					

Base: All Respondents

Table 22

Q. How important is it to you for your senior pastor/lead pastor to perform each activity?

Mean (Range: 'Critically important' = 6 to 'Unimportant' = 1)	Total	Exploring Christ	Growing in Christ	Close to Christ	Christ- Centered
Base Size	160	21 [#]	68	37	34
Casts a vision for the church that captures your heart	5.0	4.8 [#]	4.9	5.1	5.2
Is involved in issues of global significance (e.g. Aids, poverty, social injustice)	3.7	3.9 [#]	3.6	3.9	3.6
Is a recognized voice on important issues within our local community	3.9	4.0 [#]	3.8	4.0	4.1
Ministers to the sick, dying and bereaved	5.1	5.2 [#]	5.1	5.2	5.1
Counsels people facing major decisions of life (e.g. marriage, vocation)	5.2	4.9 [#]	5.2	5.3	5.2
Identifies and encourages the use of congregants' gifts and talents	4.9	4.7 [#]	4.9	5.0	5.2
Provides guidance to individuals about their spiritual development	5.1	4.9 [#]	5.0	5.2	5.3
Motivates congregants to recruit new members	4.1	4.0 [#]	4.0	4.4	4.2
Preaches inspiring sermons	5.3	5.3 [#]	5.1	5.4	5.5
Promotes and creates enthusiasm for serving activities	4.9	4.7 [#]	4.9	5.0	5.1
Helps ensure the church is financially stable	4.5	4.6 [#]	4.3	4.4	4.6
Maintains harmony, handles troublemakers, averts or resolves problems	4.7	4.5 [#]	4.5	4.8	5.0
Creates a welcoming, open, and friendly environment that readily engages congregants participation	5.5	5.4 [#]	5.5	5.5	5.6
Attracts, develops, and motivates various ministry leadership teams	5.0	4.7 [#]	4.9	5.0	5.1
Provides sound doctrine rooted in biblical accuracy	5.7	5.1 [#]	5.7	6.0	5.8
Models and reinforces how to grow spiritually	5.5	5.2 [#]	5.5	5.6	5.6
Challenges congregants to grow and take next steps	5.2	4.6 [#]	5.3	5.3	5.5
# Low sample size					

Base: All Respondents

Table 23

Q. How satisfied are you with your senior pastor/lead pastor’s ability to perform each activity?

Top Two Box (Percentage Who Chose ‘Extremely satisfied’ or ‘Very satisfied’)	Total	Exploring Christ	Growing in Christ	Close to Christ	Christ-Centered
Base Size	160	21 [#]	68	37	34
Casts a vision for the church that captures your heart	66%	52% [#]	63%	78%	68%
Is involved in issues of global significance (e.g. Aids, poverty, social injustice)	34%	24% [#]	28%	35%	50%
Is a recognized voice on important issues within our local community	41%	29% [#]	38%	49%	47%
Ministers to the sick, dying and bereaved	56%	38% [#]	56%	59%	62%
Counsels people facing major decisions of life (e.g. marriage, vocation)	56%	43% [#]	51%	59%	68%
Identifies and encourages the use of congregants’ gifts and talents	55%	38% [#]	51%	59%	68%
Provides guidance to individuals about their spiritual development	60%	52% [#]	57%	62%	68%
Motivates congregants to recruit new members	43%	33% [#]	38%	43%	56%
Preaches inspiring sermons	88%	81% [#]	87%	92%	88%
Promotes and creates enthusiasm for serving activities	69%	38% [#]	71%	78%	74%
Helps ensure the church is financially stable	55%	48% [#]	50%	65%	59%
Maintains harmony, handles troublemakers, averts or resolves problems	53%	38% [#]	46%	59%	68%
Creates a welcoming, open, and friendly environment that readily engages congregants participation	85%	71% [#]	87%	89%	85%
Attracts, develops, and motivates various ministry leadership teams	64%	48% [#]	63%	68%	74%
Provides sound doctrine rooted in biblical accuracy	89%	81% [#]	88%	95%	88%
Models and reinforces how to grow spiritually	73%	57% [#]	71%	78%	79%
Challenges congregants to grow and take next steps	67%	52% [#]	62%	81%	71%
# Low sample size					

Base: All Respondents

Table 24

Q. How satisfied are you with your senior pastor/lead pastor’s ability to perform each activity?

Mean (Range: ‘Extremely satisfied’ = 6 to ‘Dissatisfied’ = 1)	Total	Exploring Christ	Growing in Christ	Close to Christ	Christ- Centered
Base Size	160	21 [#]	68	37	34
Casts a vision for the church that captures your heart	4.8	4.3 [#]	4.8	5.0	5.1
Is involved in issues of global significance (e.g. Aids, poverty, social injustice)	4.3	4.0 [#]	4.2	4.4	4.5
Is a recognized voice on important issues within our local community	4.4	4.0 [#]	4.5	4.5	4.6
Ministers to the sick, dying and bereaved	4.8	4.5 [#]	4.7	4.9	4.9
Counsels people facing major decisions of life (e.g. marriage, vocation)	4.8	4.3 [#]	4.7	4.9	5.0
Identifies and encourages the use of congregants’ gifts and talents	4.7	4.0 [#]	4.6	4.8	5.0
Provides guidance to individuals about their spiritual development	4.8	4.4 [#]	4.7	5.0	5.0
Motivates congregants to recruit new members	4.5	4.2 [#]	4.4	4.4	4.8
Preaches inspiring sermons	5.4	4.8 [#]	5.4	5.6	5.4
Promotes and creates enthusiasm for serving activities	4.9	4.1 [#]	5.0	5.1	5.0
Helps ensure the church is financially stable	4.7	4.5 [#]	4.6	4.9	4.8
Maintains harmony, handles troublemakers, averts or resolves problems	4.7	4.4 [#]	4.6	4.8	5.0
Creates a welcoming, open, and friendly environment that readily engages congregants participation	5.4	4.7 [#]	5.4	5.5	5.5
Attracts, develops, and motivates various ministry leadership teams	4.8	4.2 [#]	4.8	5.0	5.1
Provides sound doctrine rooted in biblical accuracy	5.5	5.0 [#]	5.5	5.7	5.5
Models and reinforces how to grow spiritually	5.0	4.4 [#]	4.9	5.2	5.4
Challenges congregants to grow and take next steps	4.9	4.4 [#]	4.8	5.1	5.1
# Low sample size					

Base: All Respondents

Section Six: Church Profile

Table 25

Q. How important is it to you for your church to meet each need?

Top Two Box (Percentage Who Chose 'Critically important' or 'Very important, but not critical')	Total	Exploring Christ	Growing in Christ	Close to Christ	Christ- Centered
Base Size	160	21 [#]	68	37	34
Helps me develop a personal relationship w ith Christ	80%	52% [#]	79%	95%	82%
Challenges me to grow and take next steps	61%	19% [#]	63%	68%	74%
Sets clear expectations about w hat it means to be part of the church	46%	19% [#]	47%	57%	50%
Provides a clear pathw ay that helps guide my spiritual grow th	61%	38% [#]	57%	73%	68%
Church leaders model and consistently reinforce how to grow spiritually	66%	29% [#]	62%	78%	82%
Provides compelling worship experiences	68%	57% [#]	65%	76%	74%
Provides strong programs for children to learn about God	83%	52% [#]	82%	95%	88%
Incorporates Communion as an essential part of the worship experience	76%	43% [#]	78%	92%	76%
Helps me understand the Bible in greater depth	78%	33% [#]	84%	86%	85%
Helps me develop a prayer life that connects me w ith God regularly	64%	38% [#]	62%	70%	76%
Helps me in my time of emotional need	61%	33% [#]	63%	70%	62%
Helps me develop relationships that encourage accountability	46%	19% [#]	43%	54%	62%
Helps me feel like I belong	63%	38% [#]	66%	73%	62%
Provides opportunities to grow spiritually through relationships w ith others	64%	33% [#]	63%	73%	76%
Inspires such a sense of ow nership that the church becomes an important part of w ho I am	54%	33% [#]	57%	65%	47%
Encourages me to take personal responsibility for my ow n spiritual grow th	66%	33% [#]	66%	76%	76%
Empow ers me to go out "on my ow n" to make a significant impact in the lives of others	48%	5% [#]	35%	65%	79%
Provides opportunities for me to serve those in need	56%	24% [#]	51%	73%	68%
Promotes a strong serving culture that is w idely recognized by the local community	59%	24% [#]	59%	70%	71%
[#] Low sample size					

Base: All Respondents

Table 26

Q. How important is it to you for your church to meet each need?

Mean (Range: 'Critically important' = 6 to 'Unimportant' = 1)	Total	Exploring Christ	Growing in Christ	Close to Christ	Christ- Centered
Base Size	160	21 [#]	68	37	34
Helps me develop a personal relationship w ith Christ	5.3	4.4 [#]	5.3	5.5	5.4
Challenges me to grow and take next steps	4.8	3.7 [#]	4.8	5.0	5.1
Sets clear expectations about w hat it means to be part of the church	4.4	3.7 [#]	4.4	4.7	4.5
Provides a clear pathw ay that helps guide my spiritual grow th	4.8	4.0 [#]	4.8	5.1	4.9
Church leaders model and consistently reinforce how to grow spiritually	4.9	4.0 [#]	4.8	5.2	5.4
Provides compelling w orship experiences	5.0	4.8 [#]	4.9	5.0	5.1
Provides strong programs for children to learn about God	5.3	4.7 [#]	5.3	5.6	5.5
Incorporates Communion as an essential part of the w orship experience	5.2	4.6 [#]	5.3	5.5	5.4
Helps me understand the Bible in greater depth	5.2	4.2 [#]	5.3	5.5	5.4
Helps me develop a prayer life that connects me w ith God regularly	4.8	4.0 [#]	4.9	5.1	5.0
Helps me in my time of emotional need	4.7	4.3 [#]	4.8	5.0	4.7
Helps me develop relationships that encourage accountability	4.4	3.8 [#]	4.3	4.6	4.6
Helps me feel like I belong	4.9	4.5 [#]	5.0	5.1	4.9
Provides opportunities to grow spiritually through relationships w ith others	4.8	4.2 [#]	4.7	5.1	5.1
Inspires such a sense of ow nership that the church becomes an important part of w ho I am	4.5	3.8 [#]	4.6	4.7	4.4
Encourages me to take personal responsibility for my ow n spiritual grow th	4.9	4.0 [#]	4.9	5.1	5.2
Empow ers me to go out "on my ow n" to make a significant impact in the lives of others	4.4	3.3 [#]	4.1	4.8	5.0
Provides opportunities for me to serve those in need	4.7	4.1 [#]	4.6	4.9	4.9
Promotes a strong serving culture that is w idely recognized by the local community	4.6	3.9 [#]	4.6	4.9	4.9
# Low sample size					

Base: All Respondents

Table 27

Q. Please rate your satisfaction with how well your own church delivers those offerings?

Top Two Box (Percentage Who Chose 'Extremely satisfied' or 'Very satisfied')	Total	Exploring Christ	Growing in Christ	Close to Christ	Christ- Centered
Base Size	160	21 [#]	68	37	34
Helps me develop a personal relationship with Christ	52%	43% [#]	43%	68%	59%
Challenges me to grow and take next steps	43%	29% [#]	35%	51%	59%
Sets clear expectations about what it means to be part of the church	36%	29% [#]	28%	49%	41%
Provides a clear pathway that helps guide my spiritual growth	41%	24% [#]	35%	51%	50%
Church leaders model and consistently reinforce how to grow spiritually	60%	33% [#]	66%	65%	59%
Provides compelling worship experiences	54%	38% [#]	53%	59%	62%
Provides strong programs for children to learn about God	54%	19% [#]	59%	59%	59%
Incorporates Communion as an essential part of the worship experience	87%	67% [#]	93%	89%	85%
Helps me understand the Bible in greater depth	58%	48% [#]	51%	70%	65%
Helps me develop a prayer life that connects me with God regularly	39%	24% [#]	34%	49%	50%
Helps me in my time of emotional need	45%	33% [#]	44%	51%	47%
Helps me develop relationships that encourage accountability	31%	14% [#]	26%	41%	41%
Helps me feel like I belong	44%	24% [#]	41%	54%	50%
Provides opportunities to grow spiritually through relationships with others	44%	29% [#]	40%	57%	47%
Inspires such a sense of ownership that the church becomes an important part of who I am	43%	14% [#]	46%	57%	41%
Encourages me to take personal responsibility for my own spiritual growth	46%	38% [#]	43%	49%	53%
Empowers me to go out "on my own" to make a significant impact in the lives of others	33%	10% [#]	26%	43%	50%
Provides opportunities for me to serve those in need	54%	38% [#]	49%	76%	53%
Promotes a strong serving culture that is widely recognized by the local community	39%	19% [#]	38%	43%	50%
[#] Low sample size					

Base: All Respondents

Table 28

Q. Please rate your satisfaction with how well your own church delivers those offerings?

Mean (Range: 'Extremely satisfied' = 6 to 'Dissatisfied' = 1)	Total	Exploring Christ	Growing in Christ	Close to Christ	Christ- Centered
Base Size	160	21 [#]	68	37	34
Helps me develop a personal relationship with Christ	4.5	4.1 [#]	4.4	4.7	4.6
Challenges me to grow and take next steps	4.2	3.8 [#]	4.0	4.5	4.6
Sets clear expectations about what it means to be part of the church	4.2	4.1 [#]	4.0	4.3	4.4
Provides a clear pathway that helps guide my spiritual growth	4.2	3.6 [#]	4.1	4.5	4.2
Church leaders model and consistently reinforce how to grow spiritually	4.6	3.9 [#]	4.7	4.9	4.6
Provides compelling worship experiences	4.4	4.1 [#]	4.3	4.6	4.4
Provides strong programs for children to learn about God	4.6	3.9 [#]	4.6	4.7	4.7
Incorporates Communion as an essential part of the worship experience	5.5	5.0 [#]	5.6	5.5	5.4
Helps me understand the Bible in greater depth	4.5	4.0 [#]	4.4	4.8	4.7
Helps me develop a prayer life that connects me with God regularly	4.2	3.7 [#]	4.1	4.4	4.4
Helps me in my time of emotional need	4.3	4.0 [#]	4.3	4.5	4.3
Helps me develop relationships that encourage accountability	3.9	3.5 [#]	3.9	4.1	4.1
Helps me feel like I belong	4.2	3.6 [#]	4.1	4.4	4.2
Provides opportunities to grow spiritually through relationships with others	4.2	3.7 [#]	4.1	4.6	4.2
Inspires such a sense of ownership that the church becomes an important part of who I am	4.2	3.7 [#]	4.2	4.6	4.1
Encourages me to take personal responsibility for my own spiritual growth	4.4	4.0 [#]	4.3	4.6	4.6
Empowers me to go out "on my own" to make a significant impact in the lives of others	4.0	3.5 [#]	3.9	4.3	4.4
Provides opportunities for me to serve those in need	4.5	4.0 [#]	4.4	5.0	4.5
Promotes a strong serving culture that is widely recognized by the local community	4.3	3.6 [#]	4.2	4.6	4.4
# Low sample size					

Base: All Respondents

Table 29

Q. Overall, how satisfied are you with your church’s role in helping you grow spiritually?

	Total	Exploring Christ	Growing in Christ	Close to Christ	Christ-Centered
Base Size	160	21 [#]	68	37	34
Extremely satisfied	11%	0% [#]	6%	22%	15%
Very satisfied	37%	29% [#]	37%	40%	41%
Satisfied	33%	57% [#]	37%	24%	18%
Somewhat satisfied	12%	5% [#]	13%	8%	18%
Somewhat dissatisfied	4%	0% [#]	6%	5%	3%
Dissatisfied	3%	9% [#]	1%	1%	5%
# Low sample size					

Base: All Respondents

Table 30

Q. Which one of the following reasons was the **most important** in your selection of your current church?

Only Single Response Allowed	Total	Exploring Christ	Growing in Christ	Close to Christ	Christ-Centered
Base Size	160	21 [#]	68	37	34
I was looking for a church that was the “best fit” for me	26%	24% [#]	21%	32%	32%
I was looking for the closest church, regardless of denomination	0%	0% [#]	0%	0%	0%
I was looking for the closest church of a particular denomination	14%	19% [#]	21%	8%	6%
A friend or relative invited me to this church	16%	29% [#]	13%	14%	18%
A friend or relative recommended this church to me	11%	10% [#]	9%	14%	15%
I drove by or heard/read about the church and decided to try it	2%	0% [#]	3%	0%	3%
I came to this church because of its children’s/youth ministries	2%	0% [#]	3%	3%	0%
I am a founding/charter member of this church	1%	0% [#]	0%	0%	3%
I grew up in this church	15%	10% [#]	21%	14%	9%
Other	13%	8% [#]	9%	15%	14%
[#] Low sample size					

Base: All Respondents

Table 31

Q. How long have you been attending your church?

	Total	Exploring Christ	Growing in Christ	Close to Christ	Christ-Centered
Base Size	160	21 [#]	68	37	34
I have visited one or two times	1%	0% [#]	0%	0%	2%
Less than a year	4%	5% [#]	1%	3%	12%
1-2 years	5%	14% [#]	3%	3%	9%
3-5 years	11%	5% [#]	10%	11%	15%
6-10 years	16%	14% [#]	15%	27%	9%
More than 10 years	63%	62% [#]	71%	57%	53%
# Low sample size					

Base: All Respondents

Table 32

Q. Which best describes your intent to stay at your church in the near future?

	Total	Exploring Christ	Growing in Christ	Close to Christ	Christ-Centered
Base Size	160	21 [#]	68	37	34
Definitely staying	64%	67% [#]	64%	65%	64%
Probably staying	27%	19% [#]	32%	27%	21%
Unsure if I am staying or leaving	6%	0% [#]	3%	8%	12%
Probably leaving	1%	5% [#]	0%	0%	3%
Definitely leaving	2%	9% [#]	1%	0%	0%
# Low sample size					

Base: All Respondents

Table 33

Q. What are the reasons you are considering leaving or leaving your church?

Multiple Responses Allowed	Total	Exploring Christ	Growing in Christ	Close to Christ	Christ-Centered
Base Size	14 [#]	3 [#]	3 [#]	3 [#]	5 [#]
I'm moving from this area	7% [#]	33% [#]	0% [#]	0% [#]	0% [#]
It is not a good fit for my children	29% [#]	67% [#]	33% [#]	0% [#]	20% [#]
I've had trouble connecting w ith people in the church	57% [#]	67% [#]	100% [#]	0% [#]	60% [#]
The weekend teaching doesn't help me grow spiritually	21% [#]	67% [#]	0% [#]	0% [#]	20% [#]
The worship style in the services doesn't help me grow spiritually	21% [#]	67% [#]	0% [#]	33% [#]	0% [#]
I am frustrated w ith the lack of in-depth Bible teaching	7% [#]	0% [#]	0% [#]	0% [#]	20% [#]
I am unable to find a spiritual mentor	14% [#]	33% [#]	0% [#]	0% [#]	20% [#]
I don't agree w ith the strategic direction of the church	21% [#]	33% [#]	33% [#]	33% [#]	0% [#]
I've had trouble connecting w ith the senior pastor	21% [#]	67% [#]	0% [#]	33% [#]	0% [#]
I do not agree w ith certain policies or positions taken on important issues	36% [#]	67% [#]	33% [#]	33% [#]	20% [#]
It is hard to find a meaningful place to serve	36% [#]	100% [#]	0% [#]	0% [#]	40% [#]
I am disappointed w ith my small group experience	14% [#]	0% [#]	0% [#]	0% [#]	40% [#]
Disagree w ith the theology being taught	7% [#]	33% [#]	0% [#]	0% [#]	0% [#]
Provides no or limited help/direction w hen facing a life crisis	21% [#]	33% [#]	33% [#]	0% [#]	20% [#]
Leaving as part of a church planting	7% [#]	33% [#]	0% [#]	0% [#]	0% [#]
Other	21% [#]	67% [#]	0% [#]	0% [#]	20% [#]
[#] Low sample size					

Base: Respondents Who Answered That They Were "Unsure if staying", "Probably leaving", or "Definitely leaving"

Section Seven: **Organized Spiritual Activities**

Table 34

Q. Which of the following services do you attend?

	Total	Exploring Christ	Growing in Christ	Close to Christ	Christ-Centered
Base Size	160	21 [#]	68	37	34
Main Adult Weekend Service (Saturday night/Sunday morning)	99%	100% [#]	99%	97%	100%
Young Adult Service (e.g. 20s-30s Sunday night service)	3%	0% [#]	3%	3%	3%
Additional teaching/worship service (typically mid-week)	12%	10% [#]	7%	16%	18%
# Low sample size					

Base: All Respondents

Table 35

Q. Over the past year, on average, how often did you attend the **main adult weekend service**?

	Total	Exploring Christ	Growing in Christ	Close to Christ	Christ-Centered
Base Size	158	21 [#]	67	36	34
3-4 times a month	82%	67% [#]	87%	86%	76%
1-2 times a month	12%	19% [#]	10%	14%	9%
Once every 2-3 months	3%	5% [#]	3%	0%	3%
Once or twice a year	1%	5% [#]	0%	0%	3%
I recently began attending	2%	4% [#]	0%	0%	9%
# Low sample size					

Base: Respondents Who Attend the Main Adult Weekend Service

Table 36

Q. How would you rate your overall satisfaction with the **main adult weekend service** in helping you grow spiritually?

	Total	Exploring Christ	Growing in Christ	Close to Christ	Christ-Centered
Base Size	158	21 [#]	67	36	34
Extremely satisfied	21%	5% [#]	12%	36%	32%
Very satisfied	40%	47% [#]	48%	28%	33%
Satisfied	25%	38% [#]	28%	19%	15%
Somewhat satisfied	8%	0% [#]	9%	6%	15%
Somewhat dissatisfied	5%	0% [#]	3%	11%	6%
Dissatisfied	1%	10% [#]	0%	0%	0%
# Low sample size					

Base: Respondents Who Attend the Main Adult Weekend Service

Table 37

Q. Please indicate how important it is to you for your church's **main adult weekend service** to provide each benefit.

Top Two Box (Percentage Who Chose 'Critically important' or 'Very important, but not critical')	Total	Exploring Christ	Growing in Christ	Close to Christ	Christ- Centered
Base Size	158	21 [#]	67	36	34
Is challenging or thought-provoking	77%	62% [#]	79%	78%	82%
Incorporates frequent use of Scripture throughout the service	84%	43% [#]	84%	92%	100%
Incorporates relevant Bible teaching that helps me apply the Scripture to my everyday life	82%	52% [#]	84%	81%	97%
Incorporates the use of stories or testimonies of real live people	37%	33% [#]	39%	28%	44%
Incorporates the use of creative elements, such as live drama, dance or video clips	6%	0% [#]	4%	3%	15%
Incorporates worship music and congregational singing effectively	68%	38% [#]	66%	75%	85%
Makes tools available (in print or on the web) so I can process the weekend message during the week	34%	19% [#]	31%	31%	53%
Provides me with an opportunity for reflection and guided prayer	69%	33% [#]	70%	81%	76%
Provides in-depth study of the Bible	68%	33% [#]	64%	78%	88%
Provides "next steps" – things I can do in response to the service	52%	29% [#]	45%	58%	74%
# Low sample size					

Base: Respondents Who Attend the Main Adult Weekend Service

Table 38

Q. Please indicate how important it is for you for your church’s **main adult weekend service** to provide each benefit.

Mean (Range: ‘Critically important’ = 6 to ‘Unimportant’ = 1)	Total	Exploring Christ	Growing in Christ	Close to Christ	Christ- Centered
Base Size	158	21 [#]	67	36	34
Is challenging or thought-provoking	5.2	4.8 [#]	5.1	5.3	5.4
Incorporates frequent use of Scripture throughout the service	5.3	4.5 [#]	5.3	5.6	5.7
Incorporates relevant Bible teaching that helps me apply the Scripture to my everyday life	5.4	4.7 [#]	5.4	5.5	5.9
Incorporates the use of stories or testimonies of real live people	3.9	3.9 [#]	3.8	3.8	4.1
Incorporates the use of creative elements, such as live drama, dance or video clips	2.5	2.5 [#]	2.5	2.2	2.9
Incorporates worship music and congregational singing effectively	4.8	3.8 [#]	4.8	5.0	5.3
Makes tools available (in print or on the web) so I can process the weekend message during the week	3.9	3.6 [#]	3.8	3.9	4.2
Provides me with an opportunity for reflection and guided prayer	5.0	4.3 [#]	4.9	5.2	5.2
Provides in-depth study of the Bible	5.0	4.3 [#]	4.9	5.3	5.3
Provides “next steps” – things I can do in response to the service	4.5	3.9 [#]	4.4	4.8	4.9
# Low sample size					

Base: Respondents Who Attend the Main Adult Weekend Service

Table 39

Q. For each of the offerings selected as 'Critically Important' or 'Very Important', please rate your satisfaction with how well your **church's main adult weekend service** delivers those offerings?

Top Two Box (Percentage Who Chose 'Extremely satisfied' or 'Very satisfied')		Total	Exploring Christ	Growing in Christ	Close to Christ	Christ- Centered
Is challenging or thought-provoking	Base Size	122	13 [#]	53	28 [#]	28 [#]
	Top Two Box (Percent)	76%	69% [#]	75%	82% [#]	75% [#]
Incorporates frequent use of Scripture throughout the service	Base Size	132	9 [#]	56	33	34
	Top Two Box (Percent)	86%	78% [#]	88%	91%	82%
Incorporates relevant Bible teaching that helps me apply the Scripture to my everyday life	Base Size	129	11 [#]	56	29 [#]	33
	Top Two Box (Percent)	73%	64% [#]	71%	90% [#]	64%
Incorporates the use of stories or testimonies of real live people	Base Size	58	7 [#]	26 [#]	10 [#]	15 [#]
	Top Two Box (Percent)	67%	57% [#]	73% [#]	60% [#]	67% [#]
Incorporates the use of creative elements, such as live drama, dance or video clips	Base Size	9 [#]	0 [#]	3 [#]	1 [#]	5 [#]
	Top Two Box (Percent)	56% [#]	0% [#]	33% [#]	0% [#]	80% [#]
# Low sample size						

Base: Respondents Who Attend the Main Adult Weekend Service and Rated the Attribute as 'Critically Important' or 'Very Important, but Not Critical'

Table 39
(Continued)

Q. For each of the offerings selected as 'Critically Important' or 'Very Important', please rate your satisfaction with how well your **church's main adult weekend service** delivers those offerings?

Top Two Box (Percentage Who Chose 'Extremely satisfied' or 'Very satisfied')		Total	Exploring Christ	Growing in Christ	Close to Christ	Christ- Centered
Incorporates worship music and congregational singing effectively	Base Size	108	8 [#]	44	27 [#]	29 [#]
	Top Two Box (Percent)	58%	88% [#]	55%	52% [#]	62% [#]
Makes tools available (in print or on the web) so I can process the weekend message during the week	Base Size	54	4 [#]	21 [#]	11 [#]	18 [#]
	Top Two Box (Percent)	61%	25% [#]	57% [#]	82% [#]	61% [#]
Provides me with an opportunity for reflection and guided prayer	Base Size	109	7 [#]	47	29 [#]	26 [#]
	Top Two Box (Percent)	67%	43% [#]	64%	76% [#]	69% [#]
Provides in-depth study of the Bible	Base Size	108	7 [#]	43	28 [#]	30
	Top Two Box (Percent)	62%	29% [#]	60%	71% [#]	63%
Provides "next steps" – things I can do in response to the service	Base Size	82	6 [#]	30	21 [#]	25 [#]
	Top Two Box (Percent)	51%	50% [#]	30%	71% [#]	60% [#]
[#] Low sample size						

Base: Respondents Who Attend the Main Adult Weekend Service and Rated the Attribute as 'Critically Important' or 'Very Important, but Not Critical'

Table 40

Q. For each of the offerings selected as 'Critically Important' or 'Very Important', please rate your satisfaction with how well your church's **main adult weekend service** delivers those offerings?

Mean (Range: 'Extremely Satisfied' = 6 to 'Dissatisfied' = 1)		Total	Exploring Christ	Growing in Christ	Close to Christ	Christ- Centered
Is challenging or thought-provoking	Base Size	122	13 [#]	53	28 [#]	28 [#]
	Mean	5.0	4.5 [#]	5.0	5.1 [#]	5.1 [#]
Incorporates frequent use of Scripture throughout the service	Base Size	132	9 [#]	56	33	34
	Mean	5.3	5.0 [#]	5.3	5.4	5.4
Incorporates relevant Bible teaching that helps me apply the Scripture to my everyday life	Base Size	129	11 [#]	56	29 [#]	33
	Mean	4.9	4.5 [#]	4.8	5.4 [#]	5.0
Incorporates the use of stories or testimonies of real live people	Base Size	58	7 [#]	26 [#]	10 [#]	15 [#]
	Mean	4.9	5.0 [#]	5.1 [#]	4.7 [#]	4.7 [#]
Incorporates the use of creative elements, such as live drama, dance or video clips	Base Size	9 [#]	0 [#]	3 [#]	1 [#]	5 [#]
	Mean	4.2 [#]	0.0 [#]	4.7 [#]	1.0 [#]	4.6 [#]
# Low sample size						

Base: Respondents Who Attend the Main Adult Weekend Service and Rated the Attribute as 'Critically Important' or 'Very Important, but Not Critical'

Table 40
(Continued)

Q. For each of the offerings selected as 'Critically Important' or 'Very Important', please rate your satisfaction with how well your church's **main adult weekend service** delivers those offerings?

Mean (Range: 'Extremely Satisfied' = 6 to 'Dissatisfied' = 1)		Total	Exploring Christ	Growing in Christ	Close to Christ	Christ- Centered
Incorporates worship music and congregational singing effectively	Base Size	108	8 [#]	44	27 [#]	29 [#]
	Mean	4.4	5.3 [#]	4.3	4.4 [#]	4.6 [#]
Makes tools available (in print or on the web) so I can process the weekend message during the week	Base Size	54	4 [#]	21 [#]	11 [#]	18 [#]
	Mean	4.6	3.8 [#]	4.5 [#]	5.0 [#]	4.6 [#]
Provides me with an opportunity for reflection and guided prayer	Base Size	109	7 [#]	47	29 [#]	26 [#]
	Mean	4.9	4.3 [#]	4.7	5.1 [#]	5.2 [#]
Provides in-depth study of the Bible	Base Size	108	7 [#]	43	28 [#]	30
	Mean	4.7	4.1 [#]	4.6	4.8 [#]	4.9
Provides "next steps" – things I can do in response to the service	Base Size	82	6 [#]	30	21 [#]	25 [#]
	Mean	4.4	3.7 [#]	4.2	4.8 [#]	4.6 [#]
# Low sample size						

Base: Respondents Who Attend the Main Adult Weekend Service and Rated the Attribute as 'Critically Important' or 'Very Important, but Not Critical'

Table 41

Q. Over the past year, on average, how often did you attend the **young adult service**?

	Total	Exploring Christ	Growing in Christ	Close to Christ	Christ-Centered
Base Size	4 [#]	0 [#]	2 [#]	1 [#]	1 [#]
3-4 times a month	75% [#]	0% [#]	50% [#]	100% [#]	100% [#]
1-2 times a month	0% [#]	0% [#]	0% [#]	0% [#]	0% [#]
Once every 2-3 months	0% [#]	0% [#]	0% [#]	0% [#]	0% [#]
Once or twice a year	0% [#]	0% [#]	0% [#]	0% [#]	0% [#]
I recently began attending	25% [#]	0% [#]	50% [#]	0% [#]	0% [#]
# Low sample size					

Base: All Respondents

Table 42

Q. How would you rate your overall satisfaction with the **young adult service** in helping you grow spiritually?

	Total	Exploring Christ	Growing in Christ	Close to Christ	Christ-Centered
Base Size	4 [#]	0 [#]	2 [#]	1 [#]	1 [#]
Extremely satisfied	50% [#]	0% [#]	0% [#]	100% [#]	100% [#]
Very satisfied	25% [#]	0% [#]	50% [#]	0% [#]	0% [#]
Satisfied	25% [#]	0% [#]	50% [#]	0% [#]	0% [#]
Somewhat satisfied	0% [#]	0% [#]	0% [#]	0% [#]	0% [#]
Somewhat dissatisfied	0% [#]	0% [#]	0% [#]	0% [#]	0% [#]
Dissatisfied	0% [#]	0% [#]	0% [#]	0% [#]	0% [#]
[#] Low sample size					

Base: Respondents Who Attend the Young Adult Service

Table 43

Q. Please indicate how important it is for you for your church's **young adult service** to provide each benefit.

Top Two Box (Percentage Who Chose 'Critically important' or 'Very important, but not critical')	Total	Exploring Christ	Growing in Christ	Close to Christ	Christ- Centered
Base Size	4 [#]	0 [#]	2 [#]	1 [#]	1 [#]
Is challenging or thought-provoking	100% [#]	0% [#]	100% [#]	100% [#]	100% [#]
Incorporates frequent use of Scripture throughout the service	100% [#]	0% [#]	100% [#]	100% [#]	100% [#]
Incorporates relevant Bible teaching that helps me apply the Scripture to my everyday life	100% [#]	0% [#]	100% [#]	100% [#]	100% [#]
Incorporates the use of stories or testimonies of real live people	100% [#]	0% [#]	100% [#]	100% [#]	100% [#]
Incorporates the use of creative elements, such as live drama, dance or video clips	50% [#]	0% [#]	50% [#]	0% [#]	100% [#]
Incorporates worship music and congregational singing effectively	75% [#]	0% [#]	50% [#]	100% [#]	100% [#]
Makes tools available (in print or on the web) so I can process the weekend message during the week	100% [#]	0% [#]	100% [#]	100% [#]	100% [#]
Provides me with an opportunity for reflection and guided prayer	100% [#]	0% [#]	100% [#]	100% [#]	100% [#]
Provides in-depth study of the Bible	100% [#]	0% [#]	100% [#]	100% [#]	100% [#]
Provides "next steps" – things I can do in response to the service	100% [#]	0% [#]	100% [#]	100% [#]	100% [#]
# Low sample size					

Base: Respondents Who Attend the Young Adult Service

Table 44

Q. Please indicate how important it is for you for your church's **young adult service** to provide each benefit.

Mean (Range: 'Critically important' = 6 to 'Unimportant' = 1)	Total	Exploring Christ	Growing in Christ	Close to Christ	Christ- Centered
Base Size	4 [#]	0 [#]	2 [#]	1 [#]	1 [#]
Is challenging or thought-provoking	6.0 [#]	0.0 [#]	6.0 [#]	6.0 [#]	6.0 [#]
Incorporates frequent use of Scripture throughout the service	5.8 [#]	0.0 [#]	5.5 [#]	6.0 [#]	6.0 [#]
Incorporates relevant Bible teaching that helps me apply the Scripture to my everyday life	6.0 [#]	0.0 [#]	6.0 [#]	6.0 [#]	6.0 [#]
Incorporates the use of stories or testimonies of real live people	5.5 [#]	0.0 [#]	5.5 [#]	6.0 [#]	5.0 [#]
Incorporates the use of creative elements, such as live drama, dance or video clips	3.8 [#]	0.0 [#]	3.0 [#]	4.0 [#]	5.0 [#]
Incorporates worship music and congregational singing effectively	5.3 [#]	0.0 [#]	4.5 [#]	6.0 [#]	6.0 [#]
Makes tools available (in print or on the web) so I can process the weekend message during the week	5.5 [#]	0.0 [#]	5.0 [#]	6.0 [#]	6.0 [#]
Provides me with an opportunity for reflection and guided prayer	5.5 [#]	0.0 [#]	5.5 [#]	5.0 [#]	6.0 [#]
Provides in-depth study of the Bible	6.0 [#]	0.0 [#]	6.0 [#]	6.0 [#]	6.0 [#]
Provides "next steps" – things I can do in response to the service	6.0 [#]	0.0 [#]	6.0 [#]	6.0 [#]	6.0 [#]
# Low sample size					

Base: Respondents Who Attend the Young Adult Service

Table 45

Q. For each of the offerings selected as 'Critically Important' or 'Very Important', please rate your satisfaction with how well your church's **young adult service** delivers those offerings.

Top Two Box (Percentage Who Chose 'Extremely satisfied' or 'Very satisfied')		Total	Exploring Christ	Growing in Christ	Close to Christ	Christ-Centered
Is challenging or thought-provoking	Base Size	4 [#]	0 [#]	2 [#]	1 [#]	1 [#]
	Top Two Box (Percent)	75% [#]	0% [#]	50% [#]	100% [#]	100% [#]
Incorporates frequent use of Scripture throughout the service	Base Size	4 [#]	0 [#]	2 [#]	1 [#]	1 [#]
	Top Two Box (Percent)	75% [#]	0% [#]	50% [#]	100% [#]	100% [#]
Incorporates relevant Bible teaching that helps me apply the Scripture to my everyday life	Base Size	4 [#]	0 [#]	2 [#]	1 [#]	1 [#]
	Top Two Box (Percent)	75% [#]	0% [#]	50% [#]	100% [#]	100% [#]
Incorporates the use of stories or testimonies of real live people	Base Size	4 [#]	0 [#]	2 [#]	1 [#]	1 [#]
	Top Two Box (Percent)	75% [#]	0% [#]	50% [#]	100% [#]	100% [#]
Incorporates the use of creative elements, such as live drama, dance or video clips	Base Size	2 [#]	0 [#]	1 [#]	0 [#]	1 [#]
	Top Two Box (Percent)	50% [#]	0% [#]	0% [#]	0% [#]	100% [#]
# Low sample size						

Base: Respondents Who Attend the Young Adult Service and Rated the Attribute as 'Critically Important' or 'Very Important, but Not Critical'

Table 45
(Continued)

Q. For each of the offerings selected as 'Critically Important' or 'Very Important', please rate your satisfaction with how well your church's **young adult service** delivers those offerings.

Top Two Box (Percentage Who Chose 'Extremely satisfied' or 'Very satisfied')		Total	Exploring Christ	Growing in Christ	Close to Christ	Christ-Centered
Incorporates worship music and congregational singing effectively	Base Size	3 [#]	0 [#]	1 [#]	1 [#]	1 [#]
	Top Two Box (Percent)	100% [#]	0% [#]	100% [#]	100% [#]	100% [#]
Makes tools available (in print or on the web) so I can process the weekend message	Base Size	4 [#]	0 [#]	2 [#]	1 [#]	1 [#]
	Top Two Box (Percent)	75% [#]	0% [#]	50% [#]	100% [#]	100% [#]
Provides me with an opportunity for reflection and guided prayer	Base Size	4 [#]	0 [#]	2 [#]	1 [#]	1 [#]
	Top Two Box (Percent)	75% [#]	0% [#]	50% [#]	100% [#]	100% [#]
Provides in-depth study of the Bible	Base Size	4 [#]	0 [#]	2 [#]	1 [#]	1 [#]
	Top Two Box (Percent)	75% [#]	0% [#]	50% [#]	100% [#]	100% [#]
Provides "next steps" – things I can do in response to the service	Base Size	4 [#]	0 [#]	2 [#]	1 [#]	1 [#]
	Top Two Box (Percent)	50% [#]	0% [#]	0% [#]	100% [#]	100% [#]
# Low sample size						

Base: Respondents Who Attend the Young Adult Service and Rated the Attribute as 'Critically Important' or 'Very Important, but Not Critical'

Table 46

Q. For each of the offerings selected as 'Critically Important' or 'Very Important', please rate your satisfaction with how well your church's **young adult service** delivers those offerings.

Mean (Range: 'Extremely Satisfied' = 6 to 'Dissatisfied' = 1)		Total	Exploring Christ	Growing in Christ	Close to Christ	Christ-Centered
Is challenging or thought-provoking	Base Size	4 [#]	0 [#]	2 [#]	1 [#]	1 [#]
	Mean	5.3 [#]	0.0 [#]	5.0 [#]	5.0 [#]	6.0 [#]
Incorporates frequent use of Scripture throughout the service	Base Size	4 [#]	0 [#]	2 [#]	1 [#]	1 [#]
	Mean	5.5 [#]	0.0 [#]	5.0 [#]	6.0 [#]	6.0 [#]
Incorporates relevant Bible teaching that helps me apply the Scripture to my everyday life	Base Size	4 [#]	0 [#]	2 [#]	1 [#]	1 [#]
	Mean	5.3 [#]	0.0 [#]	4.5 [#]	6.0 [#]	6.0 [#]
Incorporates the use of stories or testimonies of real live people	Base Size	4 [#]	0 [#]	2 [#]	1 [#]	1 [#]
	Mean	5.0 [#]	0.0 [#]	5.0 [#]	5.0 [#]	5.0 [#]
Incorporates the use of creative elements, such as live drama, dance or video clips	Base Size	2 [#]	0 [#]	1 [#]	0 [#]	1 [#]
	Mean	4.5 [#]	0.0 [#]	4.0 [#]	0.0 [#]	5.0 [#]
# Low sample size						

Base: Respondents Who Attend the Young Adult Service and Rated the Attribute as 'Critically Important' or 'Very Important, but Not Critical'

Table 46
(Continued)

Q. For each of the offerings selected as 'Critically Important' or 'Very Important', please rate your satisfaction with how well your church's **young adult service** delivers those offerings.

Mean (Range: 'Extremely Satisfied' = 6 to 'Dissatisfied' = 1)		Total	Exploring Christ	Growing in Christ	Close to Christ	Christ-Centered
Incorporates worship music and congregational singing effectively	Base Size	3 [#]	0 [#]	1 [#]	1 [#]	1 [#]
	Mean	5.3 [#]	0.0 [#]	5.0 [#]	6.0 [#]	5.0 [#]
Makes tools available (in print or on the web) so I can process the weekend message during the week	Base Size	4 [#]	0 [#]	2 [#]	1 [#]	1 [#]
	Mean	5.5 [#]	0.0 [#]	5.0 [#]	6.0 [#]	6.0 [#]
Provides me with an opportunity for reflection and guided prayer	Base Size	4 [#]	0 [#]	2 [#]	1 [#]	1 [#]
	Mean	5.0 [#]	0.0 [#]	4.5 [#]	5.0 [#]	6.0 [#]
Provides in-depth study of the Bible	Base Size	4 [#]	0 [#]	2 [#]	1 [#]	1 [#]
	Mean	5.3 [#]	0.0 [#]	4.5 [#]	6.0 [#]	6.0 [#]
Provides "next steps" – things I can do in response to the service	Base Size	4 [#]	0 [#]	2 [#]	1 [#]	1 [#]
	Mean	5.0 [#]	0.0 [#]	4.0 [#]	6.0 [#]	6.0 [#]
[#] Low sample size						

Base: Respondents Who Attend the Young Adult Service and Rated the Attribute as 'Critically Important' or 'Very Important, but Not Critical'

Table 47

Q. Over the past year, on average, how often did you attend the **additional teaching/worship service** (typically mid-week)?

	Total	Exploring Christ	Growing in Christ	Close to Christ	Christ-Centered
Base Size	19 [#]	2 [#]	5 [#]	6 [#]	6 [#]
3-4 times a month	73% [#]	100% [#]	60% [#]	83% [#]	66% [#]
1-2 times a month	11% [#]	0% [#]	0% [#]	17% [#]	17% [#]
Once every 2-3 months	16% [#]	0% [#]	40% [#]	0% [#]	17% [#]
Once or twice a year	0% [#]	0% [#]	0% [#]	0% [#]	0% [#]
I recently began attending	0% [#]	0% [#]	0% [#]	0% [#]	0% [#]
# Low sample size					

Base: Respondents Who Attend the Additional Teaching/Worship Service

Table 48

Q. How would you rate your overall satisfaction with the **additional teaching/worship service** (typically mid-week) in helping you grow spiritually?

	Total	Exploring Christ	Growing in Christ	Close to Christ	Christ-Centered
Base Size	19 [#]	2 [#]	5 [#]	6 [#]	6 [#]
Extremely satisfied	31% [#]	50% [#]	20% [#]	34% [#]	33% [#]
Very satisfied	32% [#]	0% [#]	20% [#]	33% [#]	50% [#]
Satisfied	32% [#]	50% [#]	60% [#]	33% [#]	0% [#]
Somewhat satisfied	5% [#]	0% [#]	0% [#]	0% [#]	17% [#]
Somewhat dissatisfied	0% [#]	0% [#]	0% [#]	0% [#]	0% [#]
Dissatisfied	0% [#]	0% [#]	0% [#]	0% [#]	0% [#]
[#] Low sample size					

Base: Respondents Who Attend the Additional Teaching/Worship Service

Table 49

Q. How often do you meet with a **small group through your church** (home group, life group, or cell group)?

	Total	Exploring Christ	Growing in Christ	Close to Christ	Christ-Centered
Base Size	160	21 [#]	68	37	34
Once a week	24%	10% [#]	22%	35%	24%
1-2 times a month	13%	14% [#]	9%	22%	11%
Every few months	4%	5% [#]	3%	0%	12%
Used to be, but am not now	23%	5% [#]	25%	24%	29%
Never/Does not apply	36%	66% [#]	41%	19%	24%
# Low sample size					

Base: All Respondents

Table 50

Q. Overall, how satisfied are you with how your church’s **small group** (home group, cell group, life group) experience helps you grow spiritually (If you are in multiple groups, evaluate whichever group you view as your primary group)?

	Total	Exploring Christ	Growing in Christ	Close to Christ	Christ-Centered
Base Size	66	6 [#]	23 [#]	21 [#]	16 [#]
Extremely satisfied	21%	0% [#]	17% [#]	38% [#]	13% [#]
Very satisfied	41%	33% [#]	53% [#]	43% [#]	25% [#]
Satisfied	27%	67% [#]	17% [#]	14% [#]	44% [#]
Somewhat satisfied	9%	0% [#]	13% [#]	5% [#]	13% [#]
Somewhat dissatisfied	2%	0% [#]	0% [#]	0% [#]	6% [#]
Dissatisfied	0%	0% [#]	0% [#]	0% [#]	0% [#]
[#] Low sample size					

Base: Respondents Who Meet With Their Church’s Small Group (Life Group, Cell Group, or Home Group)

Table 51

Q. Please indicate how important it is to you for your church’s **small group** (home group, cell group, life group) experience to provide each benefit.

Top Two Box (Percentage Who Chose 'Critically important' or 'Very important, but not critical')	Total	Exploring Christ	Growing in Christ	Close to Christ	Christ- Centered
Base Size	66	6 [#]	23 [#]	21 [#]	16 [#]
Provides an in-depth study of the Bible	73%	50% [#]	70% [#]	71% [#]	88% [#]
Holds me accountable to lead a Christian life	59%	17% [#]	52% [#]	81% [#]	56% [#]
Provides a place where I can develop genuine friendships	70%	33% [#]	65% [#]	76% [#]	81% [#]
Provides a safe place to process the issues I am facing in my life	50%	17% [#]	48% [#]	67% [#]	44% [#]
Provides guidance for better decision making in my life	50%	17% [#]	43% [#]	62% [#]	56% [#]
Provides an opportunity for others to directly pray for me	52%	17% [#]	48% [#]	57% [#]	63% [#]
Provides a “trustful” atmosphere for me to admit my shortcomings and mistakes	62%	33% [#]	57% [#]	71% [#]	69% [#]
Provides me with a like-minded group of people to serve those in need	42%	33% [#]	43% [#]	29% [#]	63% [#]
# Low sample size					

Base: Respondents Who Attend the Church’s Small Group

Table 52

Q. Please indicate how important it is to you for your church’s **small group** (home group, cell group, life group) experience to provide each benefit.

Mean (Range: 'Critically important' = 6 to 'Unimportant' = 1)	Total	Exploring Christ	Growing in Christ	Close to Christ	Christ- Centered
Base Size	66	6 [#]	23 [#]	21 [#]	16 [#]
Provides an in-depth study of the Bible	5.1	4.5 [#]	5.0 [#]	5.2 [#]	5.3 [#]
Holds me accountable to lead a Christian life	4.9	4.2 [#]	4.7 [#]	5.3 [#]	4.8 [#]
Provides a place where I can develop genuine friendships	5.0	4.3 [#]	4.7 [#]	5.2 [#]	5.2 [#]
Provides a safe place to process the issues I am facing in my life	4.6	3.5 [#]	4.6 [#]	4.8 [#]	4.8 [#]
Provides guidance for better decision making in my life	4.7	4.2 [#]	4.6 [#]	5.0 [#]	4.6 [#]
Provides an opportunity for others to directly pray for me	4.7	3.8 [#]	4.5 [#]	4.9 [#]	5.0 [#]
Provides a “trustful” atmosphere for me to admit my shortcomings and mistakes	4.8	4.2 [#]	4.7 [#]	5.0 [#]	5.1 [#]
Provides me with a like-minded group of people to serve those in need	4.4	4.3 [#]	4.3 [#]	4.2 [#]	4.8 [#]
# Low sample size					

Base: Respondents Who Attend the Church’s Small Group

Table 53

Q. For each of the offerings selected as 'Critically' or 'Very' important, please rate your satisfaction with how well your church's **small group** (home group, cell group, life group) experience delivers those offerings?

Top Two Box (Percentage Who Chose 'Extremely satisfied' or 'Very satisfied')		Total	Exploring Christ	Growing in Christ	Close to Christ	Christ- Centered
Provides an in-depth study of the Bible	Base Size	48	3 [#]	16 [#]	15 [#]	14 [#]
	Top Two Box (Percent)	81%	100% [#]	81% [#]	93% [#]	64% [#]
Holds me accountable to lead a Christian life	Base Size	39	1 [#]	12 [#]	17 [#]	9 [#]
	Top Two Box (Percent)	62%	0% [#]	67% [#]	71% [#]	44% [#]
Provides a place where I can develop genuine friendships	Base Size	46	2 [#]	15 [#]	16 [#]	13 [#]
	Top Two Box (Percent)	63%	50% [#]	67% [#]	75% [#]	46% [#]
Provides a safe place to process the issues I am facing in my life	Base Size	33	1 [#]	11 [#]	14 [#]	7 [#]
	Top Two Box (Percent)	70%	100% [#]	73% [#]	86% [#]	29% [#]
Provides guidance for better decision-making in my life	Base Size	33	1 [#]	10 [#]	13 [#]	9 [#]
	Top Two Box (Percent)	67%	0% [#]	80% [#]	85% [#]	33% [#]
Provides an opportunity for other to directly pray for me	Base Size	34	1 [#]	11 [#]	12 [#]	10 [#]
	Top Two Box (Percent)	74%	100% [#]	64% [#]	92% [#]	60% [#]
Provides a "trustful" atmosphere for me to admit my shortcomings and mistakes	Base Size	41	2 [#]	13 [#]	15 [#]	11 [#]
	Top Two Box (Percent)	71%	50% [#]	77% [#]	87% [#]	45% [#]
Provides me with a like- minded group of people to serve those in need	Base Size	28 [#]	2 [#]	10 [#]	6 [#]	10 [#]
	Top Two Box (Percent)	68% [#]	100% [#]	60% [#]	100% [#]	50% [#]
[#] Low sample size						

Base: Respondents Who Attend the Church's Small Group and Rated the Attribute as 'Critically Important' or 'Very Important, but Not Critical'

Table 54

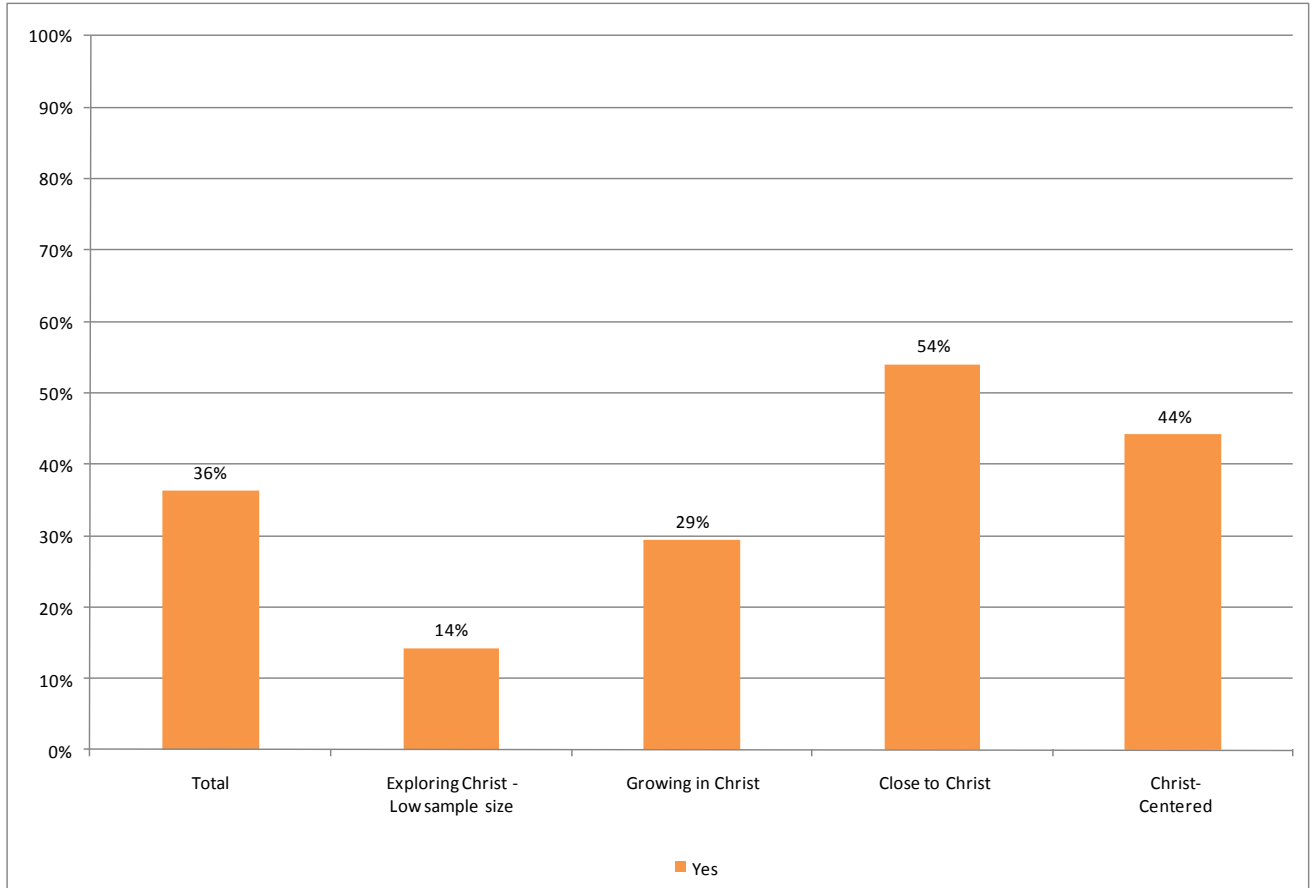
Q. For each of the offerings selected as 'Critically' or 'Very' important, please rate your satisfaction with how well your church's **small group** (home group, cell group, life group) experience delivers those offerings?

Mean (Range: 'Extremely Satisfied' = 6 to 'Dissatisfied' = 1)		Total	Exploring Christ	Growing in Christ	Close to Christ	Christ-Centered
Provides an in-depth study of the Bible	Base Size	48	3 [#]	16 [#]	15 [#]	14 [#]
	Mean	5.0	5.3 [#]	4.8 [#]	5.5 [#]	4.5 [#]
Holds me accountable to lead a Christian life	Base Size	39	1 [#]	12 [#]	17 [#]	9 [#]
	Mean	4.6	4.0 [#]	4.5 [#]	4.9 [#]	4.2 [#]
Provides a place where I can develop genuine friendships	Base Size	46	2 [#]	15 [#]	16 [#]	13 [#]
	Mean	4.7	4.5 [#]	4.7 [#]	4.9 [#]	4.3 [#]
Provides a safe place to process the issues I am facing in my life	Base Size	33	1 [#]	11 [#]	14 [#]	7 [#]
	Mean	4.8	5.0 [#]	4.8 [#]	5.3 [#]	3.9 [#]
Provides guidance for better decision-making in my life	Base Size	33	1 [#]	10 [#]	13 [#]	9 [#]
	Mean	4.9	4.0 [#]	5.0 [#]	5.4 [#]	4.2 [#]
Provides an opportunity for other to directly pray for me	Base Size	34	1 [#]	11 [#]	12 [#]	10 [#]
	Mean	4.9	5.0 [#]	4.6 [#]	5.3 [#]	4.8 [#]
Provides a "trustful" atmosphere for me to admit my shortcomings and mistakes	Base Size	41	2 [#]	13 [#]	15 [#]	11 [#]
	Mean	4.9	4.5 [#]	5.1 [#]	5.3 [#]	4.3 [#]
Provides me with a like-minded group of people to serve those in need	Base Size	28 [#]	2 [#]	10 [#]	6 [#]	10 [#]
	Mean	4.6 [#]	5.0 [#]	4.3 [#]	6.0 [#]	4.0 [#]
# Low sample size						

Base: Respondents Who Attend the Church's Small Group and Rated the Attribute as 'Critically Important' or 'Very Important, but Not Critical'

Table 55

Q. Do you regularly participate in an **adult education type class** focused on spiritual topics (e.g., women’s studies, relational study, books of the Bible, spiritual growth topics)?



Base: All Respondents

Table 56

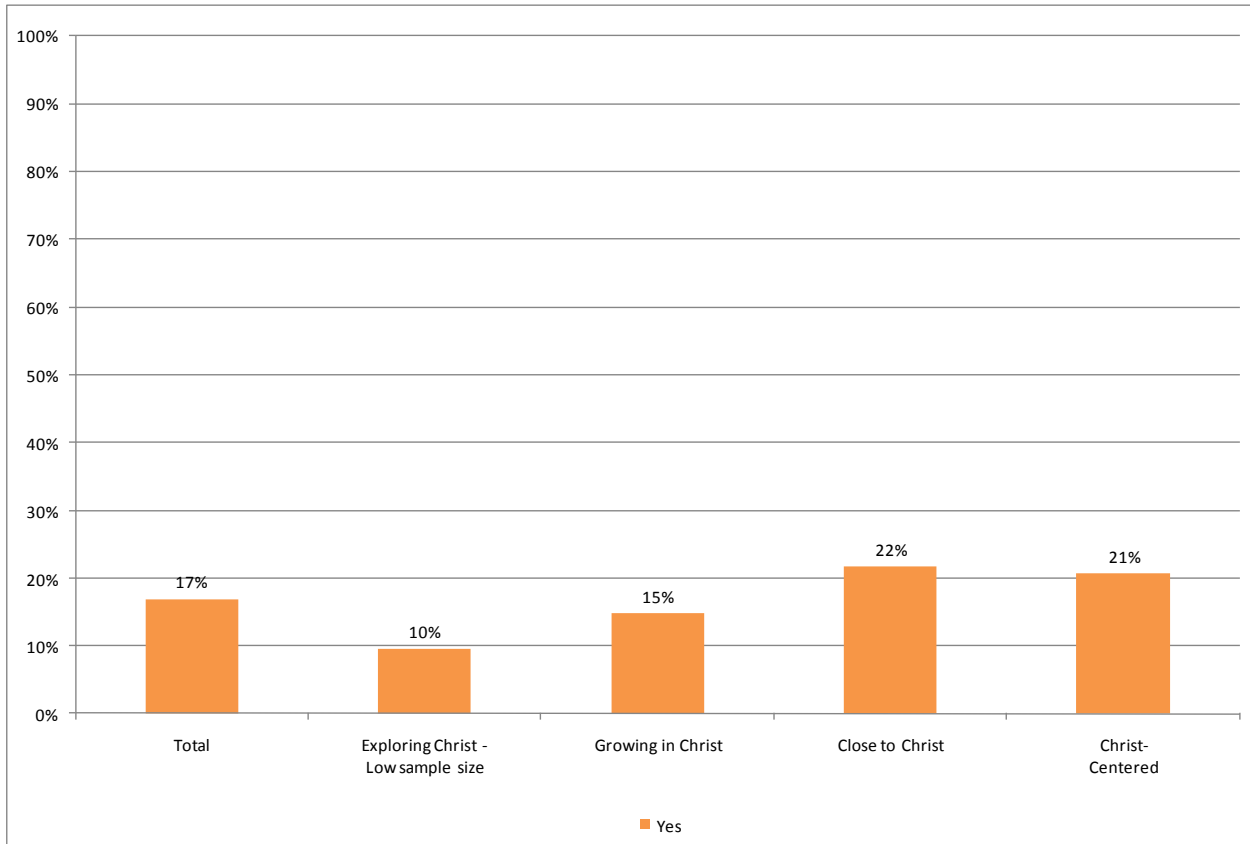
Q. Overall, how satisfied are you with the way **your adult education type class** focused on spiritual topics (e.g., women’s studies, relational study, books of the Bible, spiritual growth topics) helps you grow spiritually?

	Total	Exploring Christ	Growing in Christ	Close to Christ	Christ-Centered
Base Size	58	3 [#]	20 [#]	20 [#]	15 [#]
Extremely satisfied	22%	0% [#]	15% [#]	25% [#]	33% [#]
Very satisfied	36%	67% [#]	45% [#]	30% [#]	27% [#]
Satisfied	28%	33% [#]	25% [#]	35% [#]	20% [#]
Somewhat satisfied	9%	0% [#]	10% [#]	0% [#]	20% [#]
Somewhat dissatisfied	5%	0% [#]	5% [#]	10% [#]	0% [#]
Dissatisfied	0%	0% [#]	0% [#]	0% [#]	0% [#]
# Low sample size					

Base: Respondents Who Regularly Participate in an Adult Education Type Class

Table 57

Q. Do you regularly participate in a **Sunday School type class** that meets immediately before or after the main church service?



Base: All Respondents

Table 58

Q. Overall, how satisfied are you with the way your **Sunday School type class** that meets immediately before or after the main church service helps you grow spiritually?

	Total	Exploring Christ	Growing in Christ	Close to Christ	Christ-Centered
Base Size	27 [#]	2 [#]	10 [#]	8 [#]	7 [#]
Extremely satisfied	29% [#]	50% [#]	30% [#]	12% [#]	43% [#]
Very satisfied	41% [#]	50% [#]	20% [#]	63% [#]	43% [#]
Satisfied	19% [#]	0% [#]	30% [#]	25% [#]	0% [#]
Somewhat satisfied	7% [#]	0% [#]	10% [#]	0% [#]	14% [#]
Somewhat dissatisfied	4% [#]	0% [#]	10% [#]	0% [#]	0% [#]
Dissatisfied	0% [#]	0% [#]	0% [#]	0% [#]	0% [#]
[#] Low sample size					

Base: Respondents Who Regularly Participate in a Sunday School Type Class

Section Eight: **Spiritual Activities with Others and For Others**

Table 59

Q. How often do you meet with or talk to **a close friend** who helps you grow spiritually?

	Total	Exploring Christ	Growing in Christ	Close to Christ	Christ-Centered
Base Size	160	21 [#]	68	37	34
Once a week	18%	5% [#]	10%	27%	29%
1-2 times a month	27%	14% [#]	33%	30%	24%
Every few months	23%	19% [#]	28%	22%	18%
Used to be, but am not now	6%	5% [#]	6%	3%	12%
Never/Does not apply	26%	57% [#]	23%	18%	17%
[#] Low sample size					

Base: All Respondents

Table 60

Q. How often do you meet with or talk to a **spiritual mentor or confidant?**

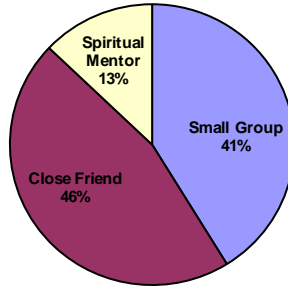
	Total	Exploring Christ	Growing in Christ	Close to Christ	Christ-Centered
Base Size	160	21 [#]	68	37	34
Once a week	11%	0% [#]	6%	16%	21%
1-2 times a month	13%	0% [#]	12%	16%	20%
Every few months	18%	14% [#]	25%	11%	12%
Used to be, but am not now	11%	10% [#]	16%	3%	12%
Never/Does not apply	47%	76% [#]	41%	54%	35%
# Low sample size					

Base: All Respondents

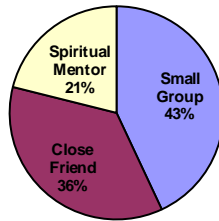
Table 61

Q. Which spiritual relationship that you engage in is the **most important** in helping you grow in your spiritual journey?

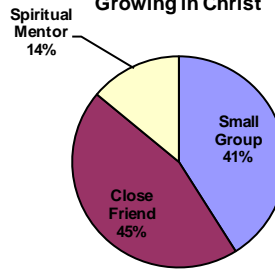
Total



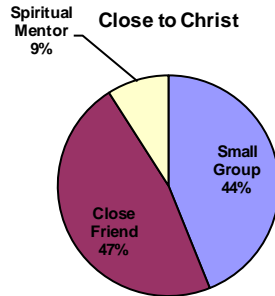
Exploring Christ



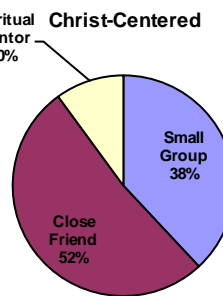
Growing in Christ



Close to Christ



Christ-Centered



Base: Respondents Who Attend Their Church's Small Group, and/or Meets with a Close Friend Who Helps Them Grow Spiritually, and/or meets with a Spiritual Mentor or Confidant

Table 62

Q. How often do you **serve in a ministry at your church?**

	Total	Exploring Christ	Growing in Christ	Close to Christ	Christ-Centered
Base Size	160	21 [#]	68	37	34
Once a week or more	36%	5% [#]	34%	49%	47%
1-2 times a month	25%	14% [#]	28%	29%	18%
Every few months	7%	10% [#]	6%	8%	6%
1-2 times a year	4%	10% [#]	3%	3%	3%
Used to, but am not now	14%	14% [#]	19%	3%	18%
Never/Does not apply	14%	47% [#]	10%	8%	8%
# Low sample size					

Base: All Respondents

Table 63

Q. Overall, how satisfied are you with the way **servicing in a ministry at your church** helps you grow spiritually?

	Total	Exploring Christ	Growing in Christ	Close to Christ	Christ-Centered
Base Size	114	8 [#]	48	33	25 [#]
Extremely satisfied	12%	0% [#]	4%	18%	24% [#]
Very satisfied	29%	50% [#]	27%	27%	28% [#]
Satisfied	39%	50% [#]	44%	39%	24% [#]
Somewhat satisfied	18%	0% [#]	23%	12%	20% [#]
Somewhat dissatisfied	3%	0% [#]	2%	3%	4% [#]
Dissatisfied	0%	0% [#]	0%	0%	0% [#]
# Low sample size					

Base: Respondents Who Serve In a Ministry at Their Church At least Once or Twice a Year

Table 64

Q. When you think of your experiences **serving in a ministry at your church**, please indicate how important it is for the experiences to provide each benefit.

Top Two Box (Percentage Who Chose 'Critically important' or 'Very important, but not critical')	Total	Exploring Christ	Growing in Christ	Close to Christ	Christ-Centered
Base Size	114	8 [#]	48	33	25 [#]
Allows me to use and develop my spiritual gifts	57%	50% [#]	42%	67%	76% [#]
Allows me to contribute to the overall vision and mission of our church	59%	25% [#]	58%	55%	76% [#]
Provides community and connection for me	41%	25% [#]	44%	42%	40% [#]
Provides a wide range of serving experiences	47%	38% [#]	38%	55%	60% [#]
Allows me to serve with my family, share the experience	40%	38% [#]	29%	45%	56% [#]
Provides easy access and clear instructions for the serving experience (e.g. it's obvious what I need to do)	47%	50% [#]	40%	52%	56% [#]
# Low sample size					

Base: Respondents Who Serve In a Ministry At Their Church At least Once or Twice a Year

Table 65

Q. When you think of your experiences **servicing in a ministry at your church**, please indicate how important it is for the experiences to provide each benefit.

Mean (Range: 'Critically important' = 6 to 'Unimportant' = 1)	Total	Exploring Christ	Growing in Christ	Close to Christ	Christ- Centered
Base Size	114	8 [#]	48	33	25 [#]
Allows me to use and develop my spiritual gifts	4.7	4.5 [#]	4.4	4.9	5.2 [#]
Allows me to contribute to the overall vision and mission of our church	4.6	4.1 [#]	4.6	4.6	4.8 [#]
Provides community and connection for me	4.3	4.1 [#]	4.2	4.4	4.5 [#]
Provides a wide range of serving experiences	4.4	4.4 [#]	4.2	4.5	4.6 [#]
Allows me to serve with my family, share the experience	3.9	4.3 [#]	3.5	4.3	4.2 [#]
Provides easy access and clear instructions for the serving experience (e.g. it's obvious what I need to do)	4.5	4.8 [#]	4.4	4.6	4.8 [#]
[#] Low sample size					

Base: Respondents Who Serve In a Ministry At Their Church At least Once or Twice a Year

Table 66

Q. For each of the serving offerings you selected as either 'Critically' or 'Very' important, how satisfied are you with how **well serving in a ministry at your church** delivers those offerings?

Top Two Box (Percentage Who Chose 'Extremely satisfied' or 'Very satisfied')		Total	Exploring Christ	Growing in Christ	Close to Christ	Christ- Centered
Allows me to use and develop my spiritual gifts	Base Size	65	4 [#]	20 [#]	22 [#]	19 [#]
	Top Two Box (Percent)	63%	50% [#]	50% [#]	73% [#]	68% [#]
Allows me to contribute to the overall vision and mission of our church	Base Size	67	2 [#]	28 [#]	18 [#]	19 [#]
	Top Two Box (Percent)	66%	100% [#]	57% [#]	61% [#]	79% [#]
Provides community and connection for me	Base Size	47	2 [#]	21 [#]	14 [#]	10 [#]
	Top Two Box (Percent)	64%	100% [#]	57% [#]	71% [#]	60% [#]
Provides a wide range of serving experiences	Base Size	54	3 [#]	18 [#]	18 [#]	15 [#]
	Top Two Box (Percent)	59%	67% [#]	61% [#]	61% [#]	53% [#]
Allows me to serve with my family, share the experience	Base Size	46	3 [#]	14 [#]	15 [#]	14 [#]
	Top Two Box (Percent)	76%	67% [#]	71% [#]	80% [#]	79% [#]
Provides easy access and clear instructions for the serving experience (e.g. it's	Base Size	54	4 [#]	19 [#]	17 [#]	14 [#]
	Top Two Box (Percent)	61%	100% [#]	58% [#]	59% [#]	57% [#]
# Low sample size						

Base: Respondents Who Serve at least Once or Twice a Year in a Ministry At Their Church and Rated the Attribute as Either 'Critically Important' or 'Very Important, but Not Critical'

Table 67

Q. For each of the serving offerings you selected as either 'Critically' or 'Very' important, how satisfied are you with how well **servicing in a ministry at your church** delivers those offerings?

Mean (Range: 'Extremely Satisfied' = 6 to 'Dissatisfied' = 1)		Total	Exploring Christ	Growing in Christ	Close to Christ	Christ-Centered
Allows me to use and develop my spiritual gifts	Base Size	65	4 [#]	20 [#]	22 [#]	19 [#]
	Mean	4.8	4.8 [#]	4.6 [#]	4.9 [#]	4.8 [#]
Allows me to contribute to the overall vision and mission of our church	Base Size	67	2 [#]	28 [#]	18 [#]	19 [#]
	Mean	4.9	5.5 [#]	4.7 [#]	4.9 [#]	5.1 [#]
Provides community and connection for me	Base Size	47	2 [#]	21 [#]	14 [#]	10 [#]
	Mean	4.7	5.5 [#]	4.5 [#]	4.8 [#]	4.8 [#]
Provides a wide range of serving experiences	Base Size	54	3 [#]	18 [#]	18 [#]	15 [#]
	Mean	4.7	5.0 [#]	4.7 [#]	5.0 [#]	4.4 [#]
Allows me to serve with my family, share the experience	Base Size	46	3 [#]	14 [#]	15 [#]	14 [#]
	Mean	5.1	4.7 [#]	5.0 [#]	5.1 [#]	5.2 [#]
Provides easy access and clear instructions for the serving experience (e.g. it's obvious what I need to	Base Size	54	4 [#]	19 [#]	17 [#]	14 [#]
	Mean	4.6	5.5 [#]	4.5 [#]	4.7 [#]	4.5 [#]
# Low sample size						

Base: Respondents Who Serve at least Once or Twice a Year in a Ministry At Their Church and Rated the Attribute as Either 'Critically Important' or 'Very Important, but Not Critical'

Table 68

Q. How often do you **serve those in need through your church?**

	Total	Exploring Christ	Growing in Christ	Close to Christ	Christ-Centered
Base Size	160	21 [#]	68	37	34
Once a week or more	11%	5% [#]	12%	16%	9%
1-2 times a month	18%	5% [#]	14%	27%	23%
Every few months	23%	19% [#]	19%	32%	21%
1-2 times a year	23%	33% [#]	31%	11%	15%
Used to, but am not now	12%	19% [#]	9%	5%	21%
Never/Does not apply	13%	19% [#]	15%	9%	11%
# Low sample size					

Base: All Respondents

Table 69

Q. Overall, how satisfied are you with the way **servicing those in need through your church** helps you grow spiritually?

	Total	Exploring Christ	Growing in Christ	Close to Christ	Christ-Centered
Base Size	120	13 [#]	52	32	23 [#]
Extremely satisfied	7%	8% [#]	4%	9%	9% [#]
Very satisfied	31%	54% [#]	19%	32%	43% [#]
Satisfied	44%	31% [#]	52%	50%	26% [#]
Somewhat satisfied	17%	8% [#]	21%	9%	22% [#]
Somewhat dissatisfied	1%	0% [#]	2%	0%	0% [#]
Dissatisfied	0%	0% [#]	2%	0%	0% [#]
# Low sample size					

Base: Respondents Who Serve Those In Need Through Their Church At least Once or Twice a Year

Table 70

Q. When you think of your experiences **servicing those in need through your church**, please indicate how important it is for the experiences to provide each benefit.

Top Two Box (Percentage Who Chose 'Critically important' or 'Very important, but not critical')	Total	Exploring Christ	Growing in Christ	Close to Christ	Christ-Centered
Base Size	120	13 [#]	52	32	23 [#]
Allows me to use and develop my spiritual gifts	47%	31% [#]	42%	50%	61% [#]
Allows me to contribute to the overall vision and mission of our church	51%	31% [#]	50%	50%	65% [#]
Provides community and connection for me	43%	54% [#]	40%	44%	43% [#]
Gives me an opportunity to serve in an area I am passionate about	48%	31% [#]	38%	53%	70% [#]
Provides a wide range of serving experiences	47%	31% [#]	40%	50%	65% [#]
Allows me to serve with my family, share the experience	36%	46% [#]	25%	38%	52% [#]
Allows me to directly help those in need	55%	54% [#]	56%	53%	57% [#]
Provides easy access and clear instructions for the serving experience (e.g. it's obvious what I need to do)	47%	46% [#]	44%	44%	57% [#]
Provides an opportunity for me to be spiritually challenged (e.g. love the unlovable)	38%	15% [#]	27%	41%	70% [#]
# Low sample size					

Base: Respondents Who Serve Those in Need through Their Church At least Once or Twice a Year

Table 71

Q. When you think of your experiences **servicing those in need through your church**, please indicate how important it is for the experiences to provide each benefit.

Mean (Range: 'Critically important' = 6 to 'Unimportant' = 1)	Total	Exploring Christ	Growing in Christ	Close to Christ	Christ- Centered
Base Size	120	13 [#]	52	32	23 [#]
Allows me to use and develop my spiritual gifts	4.4	4.0 [#]	4.4	4.4	4.9 [#]
Allows me to contribute to the overall vision and mission of our church	4.5	4.2 [#]	4.4	4.7	4.8 [#]
Provides community and connection for me	4.3	4.5 [#]	4.2	4.3	4.4 [#]
Gives me an opportunity to serve in an area I am passionate about	4.4	4.0 [#]	4.4	4.3	5.0 [#]
Provides a wide range of serving experiences	4.3	4.4 [#]	4.2	4.4	4.6 [#]
Allows me to serve with my family, share the experience	3.9	4.3 [#]	3.5	3.9	4.3 [#]
Allows me to directly help those in need	4.6	4.5 [#]	4.6	4.7	4.7 [#]
Provides easy access and clear instructions for the serving experience (e.g. it's obvious what I need to do)	4.4	4.5 [#]	4.4	4.4	4.6 [#]
Provides an opportunity for me to be spiritually challenged (e.g. love the unlovable)	4.2	3.7 [#]	4.1	4.3	4.9 [#]
# Low sample size					

Base: Respondents Who Serve Those In Need through Their Church At least Once or Twice a Year

Table 72

Q. For each of the offerings you selected as 'Critical' or 'Very' important, please rate your satisfaction with how **well serving those in need through your church** delivers those offerings?

Top Two Box (Percentage Who Chose 'Extremely satisfied' or 'Very satisfied')		Total	Exploring Christ	Growing in Christ	Close to Christ	Christ-Centered
Allows me to use and develop my spiritual gifts	Base Size	56	4 [#]	22 [#]	16 [#]	14 [#]
	Top Two Box (Percent)	75%	50% [#]	64% [#]	88% [#]	86% [#]
Allows me to contribute to the overall vision and mission of our church	Base Size	61	4 [#]	26 [#]	16 [#]	15 [#]
	Top Two Box (Percent)	67%	50% [#]	50% [#]	81% [#]	87% [#]
Provides community and connection for me	Base Size	52	7 [#]	21 [#]	14 [#]	10 [#]
	Top Two Box (Percent)	62%	71% [#]	48% [#]	71% [#]	70% [#]
Gives me an opportunity to serve in an area I am passionate about	Base Size	57	4 [#]	20 [#]	17 [#]	16 [#]
	Top Two Box (Percent)	65%	25% [#]	50% [#]	71% [#]	88% [#]
Provides a wide range of serving experiences	Base Size	56	4 [#]	21 [#]	16 [#]	15 [#]
	Top Two Box (Percent)	64%	50% [#]	52% [#]	75% [#]	73% [#]
Allows me to serve with my family, share the experience	Base Size	43	6 [#]	13 [#]	12 [#]	12 [#]
	Top Two Box (Percent)	77%	83% [#]	62% [#]	83% [#]	83% [#]
Allows me to directly help those in need	Base Size	66	7 [#]	29 [#]	17 [#]	13 [#]
	Top Two Box (Percent)	65%	57% [#]	48% [#]	76% [#]	92% [#]
Provides easy access and clear instructions for the serving experience (e.g. it's obvious what I need to do)	Base Size	56	6 [#]	23 [#]	14 [#]	13 [#]
	Top Two Box (Percent)	63%	100% [#]	48% [#]	57% [#]	77% [#]
Provides an opportunity for me to be spiritually challenged (e.g. love the unlovable)	Base Size	45	2 [#]	14 [#]	13 [#]	16 [#]
	Top Two Box (Percent)	62%	50% [#]	43% [#]	62% [#]	81% [#]
# Low sample size						

Base: Respondents Who Serve Those In Need Through Their Church At least Once or Twice a Year and Rated the Attribute as Either 'Critically Important' or 'Very Important, but Not Critical'

Table 73

Q. For each of the offerings you selected as 'Critical' or 'Very' important, please rate your satisfaction with how well **servicing those in need through your church** delivers those offerings?

Mean (Range: 'Extremely Satisfied' = 6 to 'Dissatisfied' = 1)		Total	Exploring Christ	Growing in Christ	Close to Christ	Christ-Centered
Allows me to use and develop my spiritual gifts	Base Size	56	4 [#]	22 [#]	16 [#]	14 [#]
	Mean	5.0	4.5 [#]	4.6 [#]	5.3 [#]	5.4 [#]
Allows me to contribute to the overall vision and mission of our church	Base Size	61	4 [#]	26 [#]	16 [#]	15 [#]
	Mean	5.0	4.3 [#]	4.7 [#]	5.4 [#]	5.3 [#]
Provides community and connection for me	Base Size	52	7 [#]	21 [#]	14 [#]	10 [#]
	Mean	4.8	4.7 [#]	4.3 [#]	5.1 [#]	5.2 [#]
Gives me an opportunity to serve in an area I am passionate about	Base Size	57	4 [#]	20 [#]	17 [#]	16 [#]
	Mean	4.8	3.8 [#]	4.5 [#]	5.0 [#]	5.2 [#]
Provides a wide range of serving experiences	Base Size	56	4 [#]	21 [#]	16 [#]	15 [#]
	Mean	4.8	4.5 [#]	4.5 [#]	5.2 [#]	4.8 [#]
Allows me to serve with my family, share the experience	Base Size	43	6 [#]	13 [#]	12 [#]	12 [#]
	Mean	5.0	5.2 [#]	4.7 [#]	5.2 [#]	5.3 [#]
Allows me to directly help those in need	Base Size	66	7 [#]	29 [#]	17 [#]	13 [#]
	Mean	4.8	4.6 [#]	4.3 [#]	5.1 [#]	5.4 [#]
Provides easy access and clear instructions for the serving experience (e.g. it's obvious what I need to do)	Base Size	56	6 [#]	23 [#]	14 [#]	13 [#]
	Mean	4.6	5.0 [#]	4.2 [#]	4.8 [#]	4.8 [#]
Provides an opportunity for me to be spiritually challenged (e.g. love the unlovable)	Base Size	45	2 [#]	14 [#]	13 [#]	16 [#]
	Mean	4.8	4.5 [#]	4.4 [#]	5.0 [#]	5.1 [#]
# Low sample size						

Base: Respondents Who Serve Those In Need Through Their Church At least Once or Twice a Year and Rated the Attribute as Either 'Critically Important' or 'Very Important, but Not Critical'

Table 74

Q. How often do you **serve those in need on your own, not through your church?**

	Total	Exploring Christ	Growing in Christ	Close to Christ	Christ-Centered
Base Size	160	21 [#]	68	37	34
Once a week or more	19%	10% [#]	13%	30%	26%
1-2 times a month	23%	23% [#]	21%	21%	27%
Every few months	22%	19% [#]	21%	30%	18%
1-2 times a year	18%	24% [#]	24%	8%	12%
Used to, but am not now	7%	5% [#]	7%	3%	12%
Never/Does not apply	11%	19% [#]	14%	8%	5%
# Low sample size					

Base: All Respondents

Table 75

Q. Overall, how satisfied are you with the way **servicing those in need on your own, not through your church** helps you grow spiritually?

	Total	Exploring Christ	Growing in Christ	Close to Christ	Christ-Centered
Base Size	130	16 [#]	53	33	28 [#]
Extremely satisfied	10%	6% [#]	3%	13%	21% [#]
Very satisfied	37%	31% [#]	32%	45%	39% [#]
Satisfied	38%	63% [#]	40%	33%	29% [#]
Somewhat satisfied	15%	0% [#]	25%	9%	11% [#]
Somewhat dissatisfied	0%	0% [#]	0%	0%	0% [#]
Dissatisfied	0%	0% [#]	0%	0%	0% [#]
# Low sample size					

Base: Respondents Who Serve Those In Need on Their Own, Not Through Their Church At least Once or Twice a Year

Table 76

Q. Overall, how satisfied are you with your church’s role in helping you learn how to evangelize?

	Total	Exploring Christ	Growing in Christ	Close to Christ	Christ-Centered
Base Size	160	21 [#]	68	37	34
Extremely Satisfied	1%	0% [#]	2%	3%	3%
Very satisfied	17%	5% [#]	12%	14%	38%
Satisfied	47%	67% [#]	46%	51%	32%
Somewhat satisfied	26%	29% [#]	29%	24%	18%
Somewhat dissatisfied	8%	0% [#]	10%	8%	6%
Dissatisfied	1%	0% [#]	1%	0%	3%
# Low sample size					

Base: All Respondents

Table 77

Q. During the past year, how many non-Christians did you invite to your church (include people you invited even if they did not accept the invitation)?

	Total	Exploring Christ	Growing in Christ	Close to Christ	Christ-Centered
Base Size	160	21 [#]	68	37	34
0 invitations	49%	52% [#]	60%	37%	39%
1-2 invitations	33%	43% [#]	25%	46%	26%
3-5 invitations	16%	5% [#]	15%	14%	26%
6-10 invitations	1%	0% [#]	0%	3%	3%
More than 10 invitations	1%	0% [#]	0%	0%	6%
[#] Low sample size					

Base: All Respondents

Table 78

Q. During the past year, how many non-Christians did you engage in spiritual conversations with over the past year (include conversations about spiritual issues, times when you shared your faith or shared your story, or times when you asked questions and tried to learn about the other person’s spiritual journey?)

	Total	Exploring Christ	Growing in Christ	Close to Christ	Christ-Centered
Base Size	160	21 [#]	68	37	34
0 conversations	27%	33% [#]	35%	19%	19%
1-2 conversations	40%	57% [#]	40%	43%	26%
3-5 conversations	22%	10% [#]	21%	24%	29%
6-10 conversations	7%	0% [#]	4%	5%	18%
More than 10 conversations	4%	0% [#]	0%	9%	8%
# Low sample size					

Base: All Respondents

Table 79

Q. How often do you engage in the following activities to encourage spiritual growth with non-Christians?

		Total	Exploring Christ	Growing in Christ	Close to Christ	Christ-Centered
Base Size		160	21 [#]	68	37	34
Tried to learn more about their spiritual life	Once a week or more	6%	0% [#]	3%	8%	15%
	Monthly	23%	10% [#]	15%	30%	38%
	A few times a year	51%	67% [#]	56%	43%	41%
	Never	20%	23% [#]	26%	19%	6%
Challenged them to take another step in their spiritual journey	Once a week or more	4%	0% [#]	1%	5%	12%
	Monthly	13%	5% [#]	12%	17%	14%
	A few times a year	39%	38% [#]	29%	49%	50%
	Never	44%	57% [#]	58%	29%	24%
Invited to gatherings (dinner parties, small groups, block parties)	Once a week or more	3%	5% [#]	3%	5%	0%
	Monthly	21%	14% [#]	16%	19%	35%
	A few times a year	44%	52% [#]	38%	49%	47%
	Never	32%	29% [#]	43%	27%	18%
Given Christian books, music, or message tapes/CDs	Once a week or more	3%	0% [#]	3%	3%	6%
	Monthly	10%	0% [#]	1%	11%	32%
	A few times a year	46%	57% [#]	47%	43%	38%
	Never	41%	43% [#]	49%	43%	24%
Initiated meaningfully conversations about non-church events (e.g., movies, books, current events, etc.)	Once a week or more	20%	24% [#]	22%	19%	15%
	Monthly	37%	24% [#]	28%	49%	50%
	A few times a year	29%	43% [#]	31%	22%	24%
	Never	14%	9% [#]	19%	10%	11%
[#] Low sample size						

Base: All Respondents

Table 79
(Continued)

Q. How often do you engage in the following activities to encourage spiritual growth with non-Christians?

		Total	Exploring Christ	Growing in Christ	Close to Christ	Christ-Centered
Base Size		160	21 [#]	68	37	34
Displayed symbols that identify that I'm a Christian (e.g., Bible on my desk, wear a cross, etc.)	Once a week or more	44%	19% [#]	35%	57%	65%
	Monthly	22%	19% [#]	24%	24%	14%
	A few times a year	21%	33% [#]	29%	8%	9%
	Never	13%	29% [#]	12%	11%	12%
Invited to a support program at church (e.g., Divorce Recovery, etc.)	Once a week or more	1%	0% [#]	0%	3%	3%
	Monthly	7%	5% [#]	3%	11%	12%
	A few times a year	25%	29% [#]	18%	27%	35%
	Never	67%	66% [#]	79%	59%	50%
Invited them to church events/programs (e.g., weekend services, Easter, Christmas, etc.)	Once a week or more	3%	0% [#]	1%	3%	6%
	Monthly	17%	5% [#]	12%	21%	32%
	A few times a year	55%	71% [#]	54%	57%	44%
	Never	25%	24% [#]	33%	19%	18%
Talked about prayer or told them I'll pray for them	Once a week or more	16%	5% [#]	9%	19%	32%
	Monthly	47%	57% [#]	40%	62%	42%
	A few times a year	30%	24% [#]	43%	16%	24%
	Never	7%	14% [#]	8%	3%	2%
Shared my story or my faith	Once a week or more	5%	0% [#]	1%	14%	6%
	Monthly	23%	10% [#]	17%	32%	35%
	A few times a year	49%	62% [#]	47%	43%	50%
	Never	23%	28% [#]	35%	11%	9%
[#] Low sample size						

Base: All Respondents

Table 80

Q. Which of the following statements best describes your current financial contribution to your church?

	Total	Exploring Christ	Growing in Christ	Close to Christ	Christ-Centered
Base Size	160	21 [#]	68	37	34
I am currently giving 10% (tithing) or beyond	24%	0% [#]	19%	46%	26%
I am working toward giving 10% (tithing)	31%	38% [#]	37%	22%	26%
I give as I am able	41%	62% [#]	40%	32%	41%
I do not currently give to my church	4%	0% [#]	4%	0%	7%
# Low sample size					

Base: All Respondents

Section Nine: Demographics

Table 81

Q. What is your age?

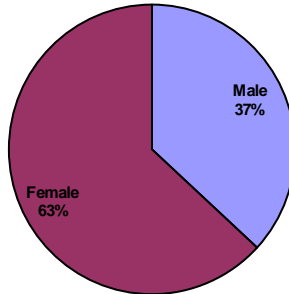
	Total	Exploring Christ	Growing in Christ	Close to Christ	Christ-Centered
Base Size	160	21 [#]	68	37	34
Age 18 and under	2%	0% [#]	1%	3%	3%
Age 19-24	3%	0% [#]	4%	3%	3%
Age 25-29	2%	0% [#]	4%	0%	0%
Age 30-39	4%	14% [#]	3%	3%	3%
Age 40-49	15%	19% [#]	10%	14%	24%
Age 50-59	26%	19% [#]	25%	30%	26%
Age 60-69	30%	14% [#]	37%	30%	26%
Age 70 and older	18%	34% [#]	14%	18%	16%
[#] Low sample size					

Base: All Respondents

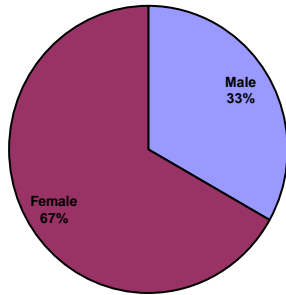
Table 82

Q. Please indicate your gender.

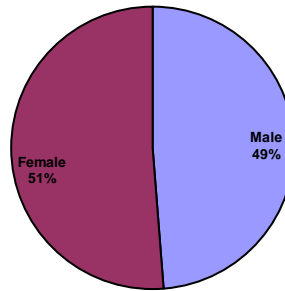
Total



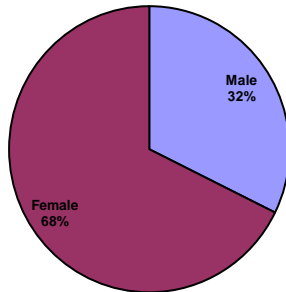
Exploring Christ



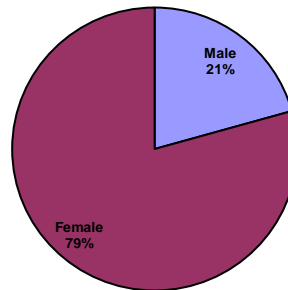
Growing in Christ



Close to Christ



Christ-Centered



Base: All Respondents

Table 83

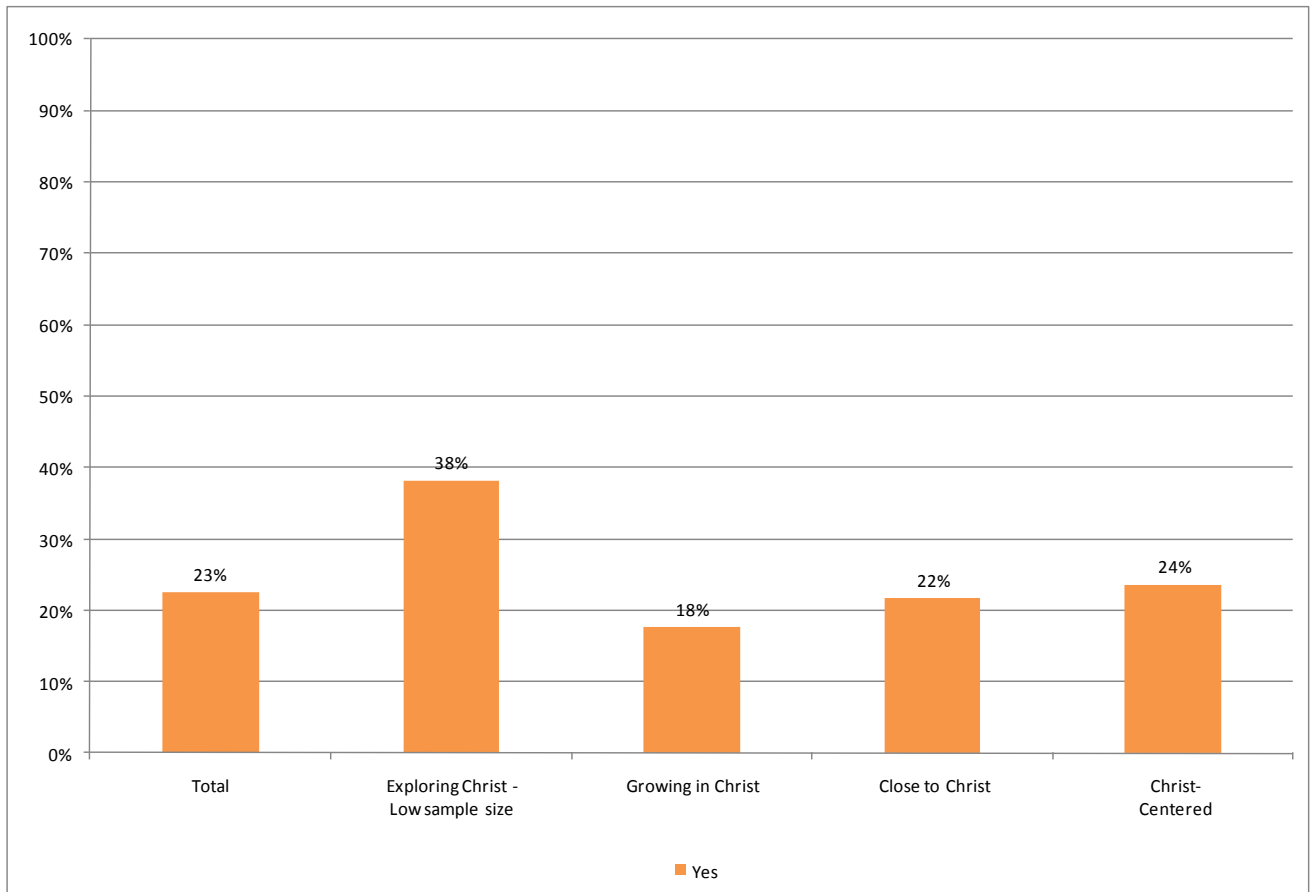
Q. What is your marital status?

	Total	Exploring Christ	Growing in Christ	Close to Christ	Christ-Centered
Base Size	160	21 [#]	68	37	34
Now married	76%	67% [#]	81%	76%	74%
Widowed	8%	19% [#]	3%	11%	9%
Divorced	5%	10% [#]	1%	3%	12%
Separated	1%	0% [#]	1%	3%	0%
Never married	10%	4% [#]	14%	7%	5%
# Low sample size					

Base: All Respondents

Table 84

Q. Do you have children under the age of 18 living at home?



Base: All Respondents

Table 85

Q. If you do have children under the age of 18 living at home, which age group do they belong to?

	Total	Exploring Christ	Growing in Christ	Close to Christ	Christ-Centered
Base Size	36	8 [#]	12 [#]	8 [#]	8 [#]
Under 6	28%	50% [#]	25% [#]	25% [#]	13% [#]
6 to 11	36%	50% [#]	33% [#]	38% [#]	25% [#]
12 to 17	72%	50% [#]	67% [#]	75% [#]	100% [#]
[#] Low sample size					

Base: Respondents with Children under the Age of 18 living At Home

Table 86

Q. Which of the following best describes your race?

	Total	Exploring Christ	Growing in Christ	Close to Christ	Christ-Centered
Base Size	156	21 [#]	65	36	34
White and Non-Hispanic	99%	100% [#]	100%	97%	100%
Black or African-American	0%	0% [#]	0%	0%	0%
Hispanic or Latino	0%	0% [#]	0%	0%	0%
Asian or Pacific Islander	1%	0% [#]	0%	3%	0%
Other Ethnic Group	0%	0% [#]	0%	0%	0%
# Low sample size					

Base: All Respondents

Table 87

Q. What is the highest level of education you are working on or have completed?

	Total	Exploring Christ	Growing in Christ	Close to Christ	Christ-Centered
Base Size	160	21 [#]	68	37	34
Completed some high school	3%	0% [#]	1%	6%	2%
Completed high school/G.E.D.	9%	29% [#]	6%	8%	3%
Currently in college/some college	13%	5% [#]	12%	16%	18%
Completed Associate's degree	9%	5% [#]	12%	8%	9%
Completed 4 year college degree	34%	29% [#]	38%	24%	38%
Currently in post-graduate or professional school	1%	0% [#]	1%	3%	0%
Completed post-graduate or professional degree	31%	33% [#]	30%	35%	30%
# Low sample size					

Base: All Respondents

Table 88

Q. What is your current employment status?

	Total	Exploring Christ	Growing in Christ	Close to Christ	Christ-Centered
Base Size	160	21 [#]	68	37	34
Employed full-time	38%	43% [#]	38%	32%	38%
Employed part-time	12%	10% [#]	13%	11%	12%
Retired	38%	33% [#]	41%	41%	32%
Stay at home parent	6%	10% [#]	3%	11%	3%
Unemployed	4%	5% [#]	3%	0%	9%
In school	2%	0% [#]	2%	5%	6%
# Low sample size					

Base: All Respondents

Table 89

Q. What is your current annual household income?

	Total	Exploring Christ	Growing in Christ	Close to Christ	Christ-Centered
Base Size	125	16 [#]	58	27 [#]	24 [#]
Less than \$30,000	9%	13% [#]	10%	0% [#]	13% [#]
\$30,000 - \$49,999	18%	13% [#]	17%	33% [#]	8% [#]
\$50,000 - \$74,999	22%	38% [#]	19%	22% [#]	21% [#]
\$75,000 - \$99,999	14%	13% [#]	17%	7% [#]	17% [#]
\$100,000 - \$149,999	25%	19% [#]	24%	37% [#]	17% [#]
\$150,000 or more	12%	4% [#]	13%	0% [#]	24% [#]
# Low sample size					

Base: All Respondents

Section Ten: **Total Church Sample**

Table 90

Your total sample comparison group consists of seven hundred forty-six churches of comparable weekend attendance size that were surveyed between October 2007 and March 2010.

Q. What state is your church located in?

Geographic Regions of the United States	Geographic Section	Percentage of the Church Sample
Base Size		746
Northeast	New England	2%
	Middle Atlantic	6%
Midwest	East North Central	25%
	West North Central	13%
South	South Atlantic	15%
	East South Central	4%
	West South Central	13%
West	Mountain	7%
	Pacific	14%

Base: All Total Sample Comparison Churches

Table 91

Q. What is your average weekend attendance for all of your main adult worship services?

Weekend Attendance	Percentage of the Church Sample
Base Size	746
Less than 101	0%
101 - 250	0%
251 - 500	34%
501 - 1,000	36%
1,001 - 2,500	20%
2,501 - 5,000	7%
5,001 or more	3%

Base: All Total Sample Comparison Churches

Table 92

Q. What is the denomination of your church?

Church Denomination	Percentage of the Church Sample
Base Size	746
Non-denominational	29%
Baptist	17%
Methodist	10%
Lutheran	8%
Presbyterian/Reformed	6%
Christian Church/Church of Christ/Disciples of Christ	5%
Assembly of God/Church of God/Pentecostal	4%
Association of Vineyard	3%
Other	18%

Base: All Total Sample Comparison Churches

Table 93

Q. What is the style of your church?

Church Style (Multiple Responses Allowed)	Percentage of the Church Sample
Base Size	746
Contemporary	65%
Evangelical	63%
Sensitive to seekers (Seeker Friendly)	57%
Missionary-minded	40%
Visionary	36%
Innovative	36%
Conservative	21%
Traditional	18%
Mainline	14%

Base: All Total Sample Comparison Churches